

SYDNEY HOCKEY
ASSOCIATION
2017
ANNUAL REPORT

INDEX

Board of Management	3
Life Members/Hall of Fame	4
President's Report	5
Finance Report	8
SHA Award Winners	24
2017 Points Tables	27
Premiership Winners	31
Club Champions	37
Historical Records	39
Past Principal Officer Bearers	46

Board of Management 2017

President	John Scott
Deputy President	Peter Busch
Director Finance	Rohan McCoy
Director Administration	Ann Noblett
Director	Alan O'Connell
Director	Ken Campbell
Director	Bruce Cook
Executive Officer	Peter Hayes

Other Committees

Competition Committee	John Scott, Peter Busch, Ken Campbell, Ann Noblett, Alan O'Connell
Officiating	Bruce Cook (Chairman)
Fixtures:	John Walzak
Judiciary and Investigation Committee:	Andrew Scotting (Chair)
Records/Results Officer:	Carole McCabe
Telephone Results Officer	Ian Jessup

LIFE MEMBERS

1951	R A Abel*, W L Calov*, C E Ellerman*, E C Foskett*, R J Holmes*, E P McCooey*, A C O'Reilly*, W Rothwell*, A Seaman*, F M King*, E P Statham*, R M Taylor*, C J Walker*, O P Wood*, A E Young*
1957	T G Pearce*, P E Thompson*
1959	R O Banks*, L S Purnell*
1963	A E Rowell*
1966	H A Fibbins*
1968	A Dillano*
1970	H M Stephens*, T P Jones*, J Krepp*
1971	R K Willington*
1973	D I Eddy
1974	W G McCallum*
1977	M A Lloyd* and Merv M Goodridge*
1980	James K Patterson*
1992	Gladys Yates*
1995	Denis Sundin
2002	Kevin C Flack
2004	Patrick McCabe & John Scott
2006	Peter Callaghan
2007	Kevin Connolly
2009	Carole McCabe, Eric Ralphs*
2010	Stan Cleaver
2011	Robert Taylor
2012	Maurice Dawson
2013	David Gentles
2015	David Gilbert and Allan Wiggins

HALL OF FAME

2001	Gladys Yates* and Pat Nilan
2002	Ron Riley & Brian Booth
2003	Ken Wark Snr* & Harry Wark*
2004	Keith Leeson*, Robert Proctor & Ken Wark Jnr
2005	Larry McIntosh, Eric Ralphs* & Darren Bannerman
2008	Godfrey Phillips

* Deceased

PRESIDENT'S REPORT 2017

The 2017 Sydney Hockey Association season is now “done and dusted”! The Premier League and Sydney League competitions were hard fought and keenly contested which is testament to a system that is working. I was present at all Grand Finals and the matches were very evenly contested with some exciting finishes indeed!

I must also congratulate all Premiership-winning clubs and also praise the performances of the teams that competed throughout the competition to make it an enjoyable year for all. Congratulations must also go to the Minor Premiership winners, as I feel that not enough emphasis is placed on the fact that these teams performed most consistently throughout the entire season. I would also encourage all clubs to commit to increasing numbers and developing hockey in their areas in all age groups but in particular the junior boys ranks.

Yes, there are a couple of clubs that struggled however, I believe that the underlying issues in these cases were not because of the competition structure but a combination of club management and volunteer burn out. This is a problem that is common to the entire sport in NSW especially since the ‘Association Restructure’. I implore the incoming board to stick with the current competition structure for the years to come and allow it to build. There are some that think a ‘second tier competition’ is needed. Believe me when I say that we have had that many, many times before and it simply does not work. The only way to expand and strengthen a competition is to do just that expand it!! In all competitions there will be losers.....it is a part of sport. Strive to get better!

It is all too easy (and, unfortunately, all too common) for struggling clubs to look to the SHA Board for someone or something to blame for these problems. It requires a lot of hard work, enthusiasm, loyalty and dedication to run an amateur sporting club successfully and hockey is no different! The issues arise when it is left to the same few to organise and run an entire club. I would encourage more club members to get involved in the day to day running of your clubs and develop the enthusiasm to build and expand. Gone are the days where a few do the work of many!

I must say that the situation at Sydney Olympic Park Authority has become extremely hard to work with and I am sure the hockey patrons deserve far better consideration and service. The parking situation and canteen service has become a farce and I am sure that many in the hockey community are more than a little peeved about the time limits and the cost. SHA, through our Executive Officer Peter Hayes, have approached SOPA on many occasions this year for better service, but to no avail! It is quite obvious that SOPA do not care about loyal and long term users.

I would like to express my gratitude to the 2017 SHA Board. They have been extremely thoughtful and pragmatic in the running of SHA in all aspects, from competitions to the mundane decisions about IT issues as well as dealing with HNSW matters. Not enough credit can be given the board members as a group.

A massive thank you goes to Peter Hayes, our newest Executive Officer. He has performed outstandingly and I am sure this will only get better in time, if that is at all possible. Peter is easy to work with, always very approachable and extremely diligent. Sure there have been a few hiccups, but these things were bound to happen in his first year on the job. Thank you Peter!

To Peter Busch, thank you for your common sense and knowledgeable approach to your role as Vice President, you have been a great sounding board and, at times, a good ear to which I could vent! Your involvement is very important to the seamless running of this association and its competitions.

Thanks also to Bruce Cook who is just phenomenal in his work with the Officiating. He puts a mountain of work into the weekly and smooth running of the association competitions, ensuring that the majority of games are covered with umpires and TO's. To have an average of some 96% of all games covered this year is truly outstanding! On top of this he is constantly invoicing SHA on behalf of Officiating to procure payment for the duties covered. Bruce is an invaluable member of this board and SHA is very fortunate to have him involved.

However, there is still the need for more and more players to help with umpiring to assist your club and this association. We can never have enough and there does seem to be so many out there because in every match I have seen there is at least 20 umpires on the field helping the 2 appointed officials. Maybe it's time to put up or shut-up.....as the saying goes!!!!

To Rohan McCoy, yet another great job with the books and your budgeting and accounting knowledge is just spot on! Your input and effort is never acknowledged enough by the members. Thanks Rohan!

Thanks also to Ken Campbell for his continuous efforts this year and to Alan Connell, who had his first year on the SHA Board, thanks for all of your work on the IT side of things. Both your inputs have been valuable, especially as a playing link to the SL grades this year and I hope you manage to stay involved on the board for many years to come. Much appreciated.

Special thanks must go to Ann Noblett who is stepping down from the SHA Board. Over the many years of her involvement as Executive Officer and more recently as a Director, Ann has been an integral part of SHA. She has always approached the decision making with common sense and her presence and input will be sorely missed. Thank you Ann, this hockey community has been all the better for your involvement at the administration level and I hope you enjoy your sabbatical. Not too much Moey, if that's possible!!

Congratulations to our individual Award Winners for 2017: Tristan White, the winner of the much coveted Brian Booth Medal for 2017 Premier League 1 Best and Fairest. Well done Tristan.

Also to James Van der Schyff for winning the Kevin Flack Medal for Premier League 2 Best and Fairest.

To Sutherland HC congratulations on the 2017 Premier League 1 Grand Final win - it was a great game and good to see a tight tussle with Moorebank Liverpool. I know I am repeating myself here but, perhaps our HNSW State Coaches could get to some more of our competition games to observe the Premier Hockey Competition in NSW, one which is definitely the equal of, or better than, any other association competition in Australia.

The SHA Presentation Night was also another fine success and extremely well organised by Peter Hayes along with Paul Economides as Master of Ceremonies. Despite popular opinion, Paul's jokes are getting better! Thanks again Paul.

I am still totally bewildered as to the non-attendance of some clubs at this gala evening. Even though the turn-out was better than in previous years, it really should be held in much higher regard by all our constituents and hopefully those that did participate can spread the word to those that didn't, so they also attend this great event on our hockey calendar.

In closing, I will be stepping down from the SHA Board and hopefully spending some time fishing. I would like to thank the Sydney Hockey Community for allowing me to be a part of the SHA Board for over 30 years! The Clubs can be very confident that the SHA board is in very capable hands and I wish all involved in this sensational sport of ours the very best of luck for the coming years and thank you for your efforts with your clubs, especially since the clubs ARE the Sydney Hockey Association!!!

I am sure that I will see you around the traps.

Thanks Again

John "Smellie" Scott



Sydney Hockey Association Inc.

ABN 26 839 908 279

Financial Statements for the year ended 30 September 2017

**Sydney Hockey Association Inc.
Report of the Board of Management**

Your board members submit the financial report of the Sydney Hockey Association Inc. for the financial year ended 30 September 2017.

Board Members

The names of board members throughout the year and at the date of the report are;

Current Members

John	Scott	President
Peter	Busch	Deputy President
Ann	Noblett	Director Administration
Rohan	McCoy	Director Finance
Ken	Campbell	Director
Bruce	Cook	Director
Alan	O'Connell	Director

Principal Activities

The principal activity of the association in the financial year was the operation of men's field hockey competitions in the Sydney metropolitan area.

Operating Result

The operating surplus for the year was : \$ 9,607.64

Significant Changes

No significant changes in the nature of the association's activities have occurred during the year.

Dividends

The Constitution, Articles & By-Laws of the association prohibit the payment of dividends, accordingly no dividends have been provided for or paid during the financial year.

After Balance Date Events

No matters or circumstances have arisen since the end of the financial year which significantly affected or may significantly affect the operations of the Association or the results of those operations, or the state of affairs of the Association in future financial years.

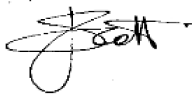
Likely Developments and Results

There are no known likely developments, other than referred to in this report, that would have a material impact on the association or its operations.

Indemnifying Officers or Auditor

No indemnities have been given or insurance premiums paid, during or since the end of the financial year, for any person who is or has been an officer or auditor of the entity, other than as set out below.

Signed in accordance with a resolution of the Directors.



John Scott
President



Rohan McCoy
Director of Finance

Signed at Sydney this 6th Day of November 2017

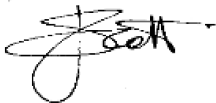
**Sydney Hockey Association Inc.
Statement by Directors**

The directors have determined that the association is not a reporting entity and that this special purpose financial report should be prepared in accordance with the accounting policies outlined in Note 1 to the financial statements.

In the opinion of the board of management the financial report:-

1. Presents a true and fair view of the financial position of Sydney Hockey Association Inc. as at 30 September 2017 and its performance for the year ended on that date.
2. At the date of this statement, there are reasonable grounds to believe that Sydney Hockey Association Inc. will be able to pay its debts as and when they fall due.

This statement is made in accordance with a resolution of the Directors and is signed for and on behalf of the Board of Management by:-

A handwritten signature in black ink, appearing to read 'John Scott', with a stylized flourish at the end.

John Scott
President

A handwritten signature in blue ink, appearing to read 'Rohan McCoy', with a stylized flourish at the end.

Rohan McCoy
Director of Finance

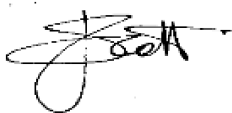
Signed at Sydney this 6th Day of November 2017

Sydney Hockey Association Inc.

Certificate by the Board of Management

I, John Scott of 12 Cooper Avenue, Moorebank NSW 2170 , and I, Rohan McCoy of 42 Bonds Rd, Peakhurst NSW 2210, certify that:

- a. We are members of the board of management of Sydney Hockey Association Inc.
- b. We attended the annual general meeting of the association held on 13 November 2017.
- c. We are authorised by the attached resolution of the board of management to sign this certificate.
- d. This annual statement was submitted to the members of the association at its annual general meeting.

A handwritten signature in black ink, appearing to read 'John Scott', with a stylized flourish at the end.

John Scott
President

A handwritten signature in blue ink, appearing to read 'Rohan McCoy', with a stylized flourish at the end.

Rohan McCoy
Director of Finance

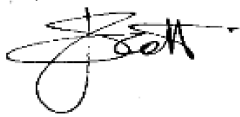
Signed at Sydney this 6th Day of November 2017

Sydney Hockey Association Inc.

Annual statements give a true and fair view of financial position and performance of Incorporated Association

We, John Scott & Rohan McCoy being members of the Executive Committee of Sydney Hockey Association Inc., certify that:

The statements attached to this certificate give a true and fair view of the financial position. and performance of Sydney Hockey Association Inc. during and at the end of the financial year of the association ending on 30 September 2017.

A handwritten signature in black ink, appearing to read 'John Scott', with a stylized flourish at the end.

John Scott
President

A handwritten signature in blue ink, appearing to read 'Rohan McCoy', with a stylized flourish at the end.

Rohan McCoy
Director of Finance

Signed at Sydney this 6th Day of November 2017

Sydney Hockey Association Inc.
Income and Expenditure Statement for the year ended 30 September 2017

	Note	Sept 2017 \$	Sept 2016 \$
Income			
Affiliation Fees		38.00	36.00
Competition Fees		406,420.00	369,120.00
Fines & Withdrawal Fees		3,775.00	2,675.00
Interest Received		1,393.56	112.98
		<u>411,626.56</u>	<u>371,943.98</u>
Expenditure			
Administration Expenses		(8,905.28)	(9,142.71)
Administrator Fees & Superannuation	8	(10,813.13)	(8,550.00)
Audit Fees		(1,250.00)	(1,250.00)
Development Grants	9	(2,000.00)	-
Field Hire		(206,976.10)	(188,255.45)
Grand Finals Video Production		(13,600.00)	(12,000.00)
Honorariums	8	(11,000.00)	(10,500.00)
Presentation Night		(13,740.91)	(13,100.00)
Trophies & Awards		(2,873.50)	(3,754.50)
Umpires & Officiating Costs	7	<u>(130,860.00)</u>	<u>(124,600.00)</u>
		<u>(402,018.92)</u>	<u>(371,152.66)</u>
Surplus / (Deficit) before income tax expense		<u>9,607.64</u>	<u>791.32</u>
Income tax expense	1	-	-
Surplus / (Deficit) after income tax		<u>9,607.64</u>	<u>791.32</u>
Accumulated Surplus brought forward		130,078.04	129,286.72
Accumulated Surplus carried forward		<u><u>139,685.68</u></u>	<u><u>130,078.04</u></u>

The accompanying notes form part of this financial report

Sydney Hockey Association Inc.
Assets and Liabilities Statement as at 30 September 2017

	Note	Sept 2017 \$	Sept 2016 \$
Current Assets			
Cash and Cash Equivalents	2	212,873.09	218,646.15
Trade and Other Receivables	3	16,798.48	4,008.93
Total Current Assets		<u>229,671.57</u>	<u>222,655.08</u>
Total Assets		<u>229,671.57</u>	<u>222,655.08</u>
Current Liabilities			
Trade and Other Payables	4	65,889.03	92,577.04
Total Current Liabilities		<u>65,889.03</u>	<u>92,577.04</u>
Total Liabilities		<u>65,889.03</u>	<u>92,577.04</u>
Net Assets		<u>163,782.54</u>	<u>130,078.04</u>
Members' Funds			
Accumulated Surplus	5	139,685.68	130,078.04
SJHA Reserve	5	24,096.86	-
Total Members' Funds		<u>163,782.54</u>	<u>130,078.04</u>

The accompanying notes form part of this financial report

Sydney Hockey Association Inc.
Statement of Movements in Equity For The Year Ended 30 September 2017

	Retained Surplus \$
Balance at 1 October 2015	129,286.72
Comprehensive income	
Surplus for the year attributable to members of the association	791.32
Other comprehensive income for the year	-
Total comprehensive income attributable to members of the association	<u>791.32</u>
Balance at 30 September 2016	<u>130,078.04</u>
Comprehensive income	
Surplus for the year attributable to members of the association	9,607.64
Other comprehensive income for the year - SJHA Reserve	24,096.86
Total comprehensive income attributable to members of the association	<u>33,704.50</u>
Balance at 30 September 2017	<u><u>163,782.54</u></u>

The accompanying notes form part of this financial report

Sydney Hockey Association Inc.
Statement of Cash Flows for the year ended 30 September 2017

	Note	Sept 2017 \$	Sept 2016 \$
Cash Flow from Operating Activities			
Receipts from customers		446,755.74	412,971.85
Payments to suppliers and employees		(478,019.22)	(372,549.11)
Interest received		1,393.56	112.98
Net cash provided by/(used in) normal operating activities	6(b)	<u>(29,869.92)</u>	<u>40,535.72</u>
Cash Flow from Abnormal Operating Activities			
Receipt from Sydney Junior Hockey Association	5	24,096.86	-
Net (decrease)/increase in cash held		<u>(5,773.06)</u>	<u>40,535.72</u>
Cash at beginning of year		218,646.15	178,110.43
Cash at end of year	6(a)	<u><u>212,873.09</u></u>	<u><u>218,646.15</u></u>

The accompanying notes form part of this financial report

Sydney Hockey Association Inc.
Notes to the financial statements
for the year ended 30 September 2017

Note 1: Statement of Accounting Policies

This financial report is a special purpose financial report prepared in order to satisfy the financial reporting requirements of the Associations Incorporation Act New South Wales. The committee has determined that the association is not a reporting entity.

The financial report has been prepared on an accruals basis and is based on historic costs and does not take into account changing money values or, except where specifically stated, current valuations of non-current assets.

The following significant accounting policies, which are consistent with the previous period unless otherwise stated, have been adopted in the preparation of this financial report.

a) Income Tax

No provision for income tax has been raised as the entity is exempt from income tax under Section 50-45 of the Income Tax Assessment Act 1997.

b) Inventories

Inventories are measured at the lower of cost and net realisable value.

c) Property, Plant and Equipment (PPE)

Leasehold improvements and office equipment are carried at cost less, where applicable, any accumulated depreciation.

The depreciable amount of all PPE is depreciated over the useful lives of the assets to the association commencing from the time the asset is held ready for use.

Leasehold improvements are amortised over the shorter of either the unexpired period of the lease or the estimated useful lives of the improvements.

d) Impairment of Assets

At each reporting date, the entity reviews the carrying values of its tangible and intangible assets to determine whether there is any indication that those assets have been impaired. If such an indication exists, the recoverable amount of the asset, being the higher of the asset's fair value less costs to sell and value in use, is compared to the asset's carrying value. Any excess of the asset's carrying value over its recoverable amount is expensed to the income statement.

e) Employee Benefits

Provision is made for the association's liability for employee benefits arising from services rendered by employees to balance date. Employee benefits have been measured at the amounts expected to be paid when the liability is settled.

f) Provisions

Provisions are recognised when the association has a legal or constructive obligation, as a result of past events, for which it is probable that an outflow of economic benefits will result and that outflow can be reliably measured. Provisions are measured at the best estimate of the amounts required to settle the obligation at the end of the reporting period.

g) Cash and Cash Equivalents

Cash and cash equivalents include cash on hand, deposits held at-call with banks, other short-term highly liquid investments with original maturities of three months or less.

1 Statement of Accounting Policies (continued)

h) Revenue and Other Income

Revenue is measured at the fair value of the consideration received or receivable after taking into account any trade discounts and volume rebates allowed. For this purpose, deferred consideration is not discounted to present values when recognising revenue.

Interest revenue is recognised using the effective interest rate method, which for floating rate financial assets is the rate inherent in the instrument. Dividend revenue is recognised when the right to receive a dividend has been established.

Grant and donation income is recognised when the entity obtains control over the funds, which is generally at the time of receipt.

All revenue is stated net of the amount of goods and services tax (GST).

i) Leases

Leases of PPE, where substantially all the risks and benefits incidental to the ownership of the asset, but not the legal ownership, are transferred to the association, are classified as finance leases.

Finance leases are capitalised by recording an asset and a liability at the lower of the amounts equal to the fair value of the leased property or the present value of the minimum lease payments. Including any guaranteed residual values. Lease payments are allocated between the reduction of the lease liability and the lease interest expense for that period.

Leased assets are depreciated on a straight-line basis over the shorter of their estimated useful lives or the lease term.

Lease payments for operating leases, where substantially all the risks and benefits remain with the lessor, are charged as expenses in the periods in which they are incurred.

j) Goods and Services Tax

Revenues, expenses and assets are recognised net of the amount of GST, except where the amount of GST incurred is not recoverable from the Australian Taxation Office (ATO). Receivables and payables are stated inclusive of the amount of GST receivable or payable. The net amount of GST recoverable from, or payable to, the ATO is included with other receivables or payables in the statement of financial position.

Cash flows are presented in the cash flow statement on a gross basis, except for the GST component of investing and financing activities, which are disclosed as operating cash flows.

k) Comparative Figures

When required by Accounting Standards, comparative figures have been adjusted to conform to changes in presentation for the current financial year.

Sydney Hockey Association Inc.
Notes to the financial statements
for the year ended 30 September 2017

	Note	Sept 2017 \$	Sept 2016 \$
Note 2: Current Assets			
- Cash & Cash Equivalents			
Cash at Bank		111,576.65	218,646.15
Interest Bearing Deposits		101,296.44	-
		<u>212,873.09</u>	<u>218,646.15</u>
Note 3: Current Assets			
-Trade and Other Receivables			
Trade Receivables		11,047.60	2,716.80
GST Receivables		5,750.88	1,292.13
		<u>16,798.48</u>	<u>4,008.93</u>
Note 4: Current Liabilities			
- Trade and Other Payables			
Trade Creditors		64,950.90	19,712.95
Superannuation Payable		938.13	-
Unpaid Umpire Entitlements		-	150.00
Sundry Creditors and Accrued Expenses		-	72,714.09
		<u>65,889.03</u>	<u>92,577.04</u>
Note 5: Members' Funds			
- Retained Earnings			
Opening Balance		130,078.04	129,286.72
Current Year Surplus/(Deficit)		9,607.64	791.32
		<u>139,685.68</u>	<u>130,078.04</u>
- Retained Earnings			
SJHA Reserve			
Opening Balance		-	-
Current year receipt from SJHA		24,096.86	-
		<u>24,096.86</u>	<u>-</u>

On 13 June 2017 \$24,096.86 was received from the Sydney Junior Hockey Association on the winding up of its' operations. The funds are to be held in reserve for the development of junior hockey for member clubs.

Sydney Hockey Association Inc.
Notes to the financial statements
for the year ended 30 September 2017

	Note	Sept 2017 \$	Sept 2016 \$
Note 6: Cash Flow Information			
a) Reconciliation of Cash			
Cash at the end of the financial year as shown in the statements of cash flows is reconciled to the related items in the balance sheet as follows:			
Cash at Bank		111,576.65	218,646.15
Interest Bearing Deposit		101,296.44	-
		<u>212,873.09</u>	<u>218,646.15</u>
b) Reconciliation of Cash Flow from Operations with Operating Surplus after Income Tax			
Operating Surplus / (Deficit) after Income Tax		9,607.64	791.32
Changes in assets & liabilities			
(Increase)/Decrease in receivables		(8,330.80)	1,797.80
Increase/(Decrease) in sundry creditors and accrued expenses		(31,146.76)	37,946.60
Cash Flow from Operating Activities		<u>(29,869.92)</u>	<u>40,535.72</u>
Note 7: Umpires & Officiating Costs			
Club Supplied Umpires Reimbursement		4,785.00	11,325.00
Technical Officials		15,640.00	15,280.00
Umpire Coaches		2,490.00	2,100.00
Umpire Payments		107,945.00	95,895.00
		<u>130,860.00</u>	<u>124,600.00</u>
Note 8: Remuneration of Office Holders			
Honoraria			
Administration Officer		-	1,000.00
Director - Finance		2,000.00	2,000.00
Fixtures Officer		2,000.00	2,000.00
Records Officer		2,000.00	2,000.00
Results Officer		1,000.00	1,500.00
Umpires Co-ordinator		2,000.00	2,000.00
Umpires Manager		2,000.00	-
		<u>11,000.00</u>	<u>10,500.00</u>
Fees Paid to Officeholders			
Administrative Officer		9,875.00	8,550.00
SGC Superannuation		938.13	-
		<u>10,813.13</u>	<u>8,550.00</u>
Note 9: Development Grants			
Junior Development Grants			
Glebe District Hockey Club		2,000.00	-
		<u>2,000.00</u>	<u>-</u>

SYDNEY HOCKEY ASSOCIATION INC

INDEPENDENT AUDITOR'S REPORT TO THE MEMBERS OF SYDNEY HOCKEY ASSOCIATION INC.

Opinion

We have audited the financial report of Sydney Hockey Association Inc, which comprises the assets and liabilities statement as at 30 September 2017, the income and expenditure statement, statement of movement in equity and statement of cash flows for the year then ended, and notes to the financial statements, including a summary of significant accounting policies and the certification by the board of management on the annual statements giving a true and fair view of the financial position and performance of the association.

In our opinion, the accompanying financial report gives a true and fair view of the financial position of the association as at 30 September 2017, and its financial performance and its cash flows for the year then ended in accordance with Associations Incorporation Act NSW 2009 & Association Incorporation Regulation 2016.

Basis for opinion

We conducted our audit in accordance with Australian Auditing Standards. Our responsibilities under those standards are further described in the *Auditor's Responsibilities for the Audit of the Financial Report* section of our report. We are independent of the association in accordance with the ethical requirements of the Accounting Professional and Ethical Standards Board's APES 110 *Code of Ethics for Professional Accountants* (the Code) that are relevant to our audit of the financial report in Australia. We have also fulfilled our other ethical responsibilities in accordance with the Code.

We believe that the audit evidence we have obtained is sufficient and appropriate to provide a basis for our opinion.

Emphasis of matter – basis of accounting

We draw attention to Note 1 to the financial report, which describes the basis of accounting. The financial report has been prepared to assist Sydney Hockey Association Inc to meet the requirements of the applicable legislation. As a result, the financial report may not be suitable for another purpose. Our opinion is not modified in respect of this matter.

presentation of a financial report that is free from material misstatement, whether due to fraud or error.

In preparing the financial report, the board is responsible for assessing the association's ability to continue as a going concern, disclosing, as applicable, matters relating to going concern and using the going concern basis of accounting unless the board either intends to liquidate the association or to cease operations, or has no realistic alternative but to do so.

Those charged with governance are responsible for overseeing the association's financial reporting process.

Auditor's responsibilities for the audit of the financial report

Our objectives are to obtain reasonable assurance about whether the financial report as a whole is free from material misstatement, whether due to fraud or error, and to issue an auditor's report that includes our opinion. Reasonable assurance is a high level of assurance, but is not a guarantee that an audit conducted in accordance with the Australian Auditing Standards will always detect a material misstatement when it exists. Misstatements can arise from fraud or error and are considered material if, individually or in the aggregate, they could reasonably be expected to influence the economic decisions of users taken on the basis of this financial report.


As part of an audit in accordance with the Australian Auditing Standards, we exercise professional judgement and maintain professional scepticism throughout the audit. We also:

- Identify and assesses the risks of material misstatement of the financial report, whether due to fraud or error, design and perform audit procedures responsive to those risks, and obtain audit evidence that is sufficient and appropriate to provide a basis for our opinion. The risk of not detecting a material misstatement resulting from fraud is higher than for one resulting from error, as fraud may involve collusion, forgery, intentional omissions, misrepresentations, or the override of internal control.
- Obtain an understanding of internal control relevant to the audit in order to design audit procedures that are appropriate in the circumstances, but not for the purpose of expressing an opinion on the effectiveness of the association's internal control.
- Evaluate the appropriateness of accounting policies used and the reasonableness of accounting estimates and related disclosures made by the board.
- Conclude on the appropriateness of the board's use of the going concern basis of accounting and, based on the audit evidence obtained, whether a material uncertainty exists related to events or conditions that may cast significant doubt on the association's ability to continue as a going concern. If we conclude that a material uncertainty exists, we are required to draw attention in our auditor's report to the related disclosures in the financial report or, if such disclosures are inadequate, to modify our opinion. Our conclusions are based on the audit evidence obtained up to the date of the auditor's report. However, future events or conditions may cause the association to cease to continue as a going concern.
- Evaluate the overall presentation, structure and content of the financial report, including the disclosures, and whether the financial report represents the underlying transactions and events in a manner that achieves fair presentation.


We communicate with the board regarding, among other matters, the planned scope and timing of the audit and significant audit findings, including any significant deficiencies in internal control that we identify during our audit.

- Evaluate the overall presentation, structure and content of the financial report, including the disclosures, and whether the financial report represents the underlying transactions and events in a manner that achieves fair presentation.

We communicate with the board regarding, among other matters, the planned scope and timing of the audit and significant audit findings, including any significant deficiencies in internal control that we identify during our audit.



Gary Metten



Date

84A Waldron Road, Chester Hill NSW 2162

2017 SHA Awards

Brian Booth Medal - Sydney Premier League

Best & Fairest

Tristan White

Moorebank Liverpool

Kevin Flack Medal – Sydney Cup

Best & Fairest

James Van Der Schyff

UNSW

Ron Riley Trophy – Sydney Premier League

Heath Ogilvie

Moorebank Liverpool

Darren Bannerman Trophy – Sydney Cup

Brendan Sharp

Sutherland

SHA Sportsmanship Award

Bentstix Hockey Club

Pat Nilan Rising Star (Under 21)

Dylan Martin

UNSW

2017 SHA Awards

Gladys Yates Coach of the Year

Peter Tait

Sutherland

Keith Paterson Trophy

Best & Fairest

Sydney Premier League 1st Grade Grand Final

Matt Bennett

Sutherland

Alan Yates Memorial Shield

Sydney Premier League

Liverpool Moorebank

Alan Yates Memorial Cup

Sydney Premier League 2

UNSW

2017 Minor Premier and Premiership Winners

Division	Minor Premiers	Premiership Winners
Sydney Premier League	Moorebank Liverpool	Sutherland
Premier League 2	UNSW	UNSW
Premier League 3	UTS	UTS
Premier League 4	Briars	Sydney Uni
Sydney League 1	Ryde Hunters Hill	Briars
Sydney League 2	Ryde Hunters Hill	Ryde Hunters Hill
Sydney League 3	UTS	UTS
Sydney League 4	Macquarie Uni	Briars
Sydney League 5	Ryde Hunters Hill	Sydney
Sydney League 6	Norwest Strikers	Norwest Strikers

2017 SHA Awards












SHAO UMPIRE OF THE YEAR

2001	John Scott
2002	Pat McCann
2003	Adam Hepper
2004	Brett Blackler
2005	David Gilbert
2006	Craig Kennedy
2007	Scott New
2008	Dane McIlveen
2009	Craig Kennedy
2010	Scott O'Brien
2011	Nick Marshall
2012	David Gentles
2013	Steven Versteegh
2014	Zeke Newman
2015	Scott Evans
2016	Scott Evans
2017	Scott Evans & Zeke Newman

2017 SHA POINTS TABLES













Sydney Premier League

Sydney Hockey Association - Sydney Premier League 1

RANK	TEAM	P	B	W	L	D	F	A	GD	Pts
1	 Moorebank-Liverpool	20	2	19	1	0	127	31	96	57
2	 Ryde HH	20	2	17	2	1	124	30	94	52
3	 Norwest Strikers	20	2	14	3	3	79	27	52	45
4	 Sutherland	20	2	13	6	1	96	45	51	40
5	 Briars	20	2	11	8	1	63	53	10	34
6	 UNSW	20	2	10	9	1	56	69	-13	31
7	 Gordon North Sydney	20	2	8	11	1	40	78	-38	25
8	 Glebe	20	2	7	13	0	57	71	-14	21
9	 Sydney Uni	20	2	4	16	0	27	96	-69	12
10	 St George Randwick	20	2	2	18	0	30	107	-77	6
11	 Bankstown	20	2	1	19	0	37	129	-92	3













Sydney Premier League 2

Sydney Hockey Association - Sydney Premier League 2

RANK	TEAM	P	W	L	D	F	A	GD	Pts
1	 UNSW	22	17	2	3	78	35	43	54
2	 Ryde HH	22	16	4	2	73	35	38	50
3	 Moorebank-Liverpool	22	15	5	2	74	36	38	47
4	 Briars	22	14	6	2	75	50	25	44
5	 Sydney Uni	22	10	8	4	56	42	14	34
6	 Norwest Strikers	22	10	8	4	54	43	11	34
7	 Sutherland	22	7	10	5	58	60	-2	26
8	 St George Randwick	22	8	12	2	43	65	-22	26
9	 Macquarie Uni	22	7	14	1	43	57	-14	22
10	 Glebe	22	4	12	6	44	64	-20	18
11	 East's	22	5	16	1	32	75	-43	16
12	 Gordon North Sydney	22	1	17	4	22	90	-68	7













Sydney Premier League 3

Sydney Hockey Association - Sydney Premier League 3

RANK	TEAM	P	W	L	D	F	A	GD	Pts
1	 UTS	22	19	3	0	114	34	80	57
2	 Bankstown	22	16	5	1	90	50	40	49
3	 Moorebank-Liverpool	22	12	7	3	54	56	-2	39
4	 Ryde HH	22	11	9	2	59	45	14	35
5	 Briars	22	10	8	4	61	53	8	34
6	 Glebe	22	11	10	1	42	38	4	34
7	 Gordon North Sydney	22	10	11	1	50	56	-6	31
8	 Sydney Uni	22	9	11	2	56	63	-7	29
9	 Manly	22	8	12	2	40	78	-38	26
10	 UNSW	22	7	12	3	43	58	-15	24
11	 Sutherland	22	5	14	3	37	64	-27	18
12	 Norwest Strikers	22	1	17	4	25	76	-51	7

Sydney Premier League 4

Sydney Hockey Association - Sydney Premier League 4

RANK	TEAM	P	W	L	D	F	A	GD	Pts
1	 Briars	22	16	2	4	69	20	49	52
2	 UNSW	22	15	4	3	70	26	44	48
3	 Ryde HH	22	13	2	7	76	33	43	46
4	 Macquarie Uni	22	13	4	5	57	26	31	44
5	 Sydney Uni	22	13	6	3	64	31	33	42
6	 Easts	22	11	6	5	60	41	19	38
7	 Glebe	22	10	9	3	58	40	18	33
8	 St George Randwick	22	8	11	3	56	48	8	27
9	 Sutherland	22	6	15	1	44	61	-17	19
10	 Norwest Strikers	22	5	15	2	31	58	-27	17
11	 Moorebank-Liverpool	22	2	18	2	27	95	-68	8
12	 Gordon North Sydney	22	1	21	0	11	144	-133	3









Sydney League 1

Sydney Hockey Association - Sydney League 1

RANK	TEAM	P	B	W	L	D	F	A	GD	Pts
1	 Ryde HH	16	2	11	3	2	55	20	35	35
2	 UTS	16	2	11	4	1	51	27	24	34
3	 Briars	16	2	10	3	3	42	21	21	33
4	 UNSW	16	2	8	5	3	49	34	15	27
5	 Macquarie Uni	16	2	6	7	3	23	22	1	21
6	 St George Randwick	16	2	5	6	5	24	34	-10	20
7	 Manly	16	2	3	10	3	21	61	-40	12
8	 Bentstix	16	2	2	10	4	26	40	-14	10
9	 Sydney Uni	16	2	2	10	4	20	52	-32	10

Sydney League 2

Sydney Hockey Association - Sydney League 2

RANK	TEAM	P	W	L	D	F	A	GD	Pts
1	 Ryde HH	18	13	2	3	68	28	40	42
2	 Bankstown	18	11	3	4	60	29	31	37
3	 Monterey	18	9	7	2	40	37	3	29
4	 Easts	18	8	7	3	42	36	6	27
5	 Sutherland	18	8	9	1	43	37	6	25
6	 St George Randwick	18	6	9	3	65	43	22	21
7	 Glebe	18	5	9	4	39	61	-22	19
8	 Sydney Uni	18	2	16	0	23	109	-86	6









Sydney League 3

Sydney Hockey Association - Sydney League 3

RANK	TEAM	P	W	L	D	F	A	GD	Pts
1	 UTS	18	12	3	3	51	23	28	39
2	 Ryde HH	18	11	4	3	54	24	30	36
3	 Norwest Strikers	18	11	4	3	43	15	28	36
4	 Briars	18	8	9	1	43	44	-1	25
4	 Baulkham Hills	18	7	7	4	29	30	-1	25
6	 UNSW	18	8	9	1	32	36	-4	25
7	 St George Randwick	18	1	11	6	20	53	-33	9
8	 Gordon North Sydney	18	2	13	3	17	64	-47	9

Sydney League 4

Sydney Hockey Association - Sydney League 4

RANK	TEAM	P	B	W	L	D	F	A	GD	Pts
1	 Macquarie Uni	16	2	16	0	0	92	11	81	48
2	 Briars	16	2	12	4	0	63	17	46	36
3	 Ryde HH	16	2	10	3	3	38	20	18	33
4	 UTS	16	2	9	4	3	42	27	15	30
5	 St George Randwick	16	2	6	9	1	36	51	-15	19
6	 Baulkham Hills	16	2	3	8	5	26	52	-26	14
7	 Sutherland	16	2	4	11	1	23	44	-21	13
8	 Bankstown	16	2	4	11	1	29	75	-46	13
9	 UNSW	16	2	1	15	0	10	62	-52	3











Sydney League 5

Sydney Hockey Association - Sydney League 5

RANK	TEAM	P	B	W	L	D	F	A	GD	Pts
1	 Ryde HH	15	3	12	0	3	64	19	45	41 
2	 Monterey	15	3	10	2	3	64	19	45	35 
3	 Sydney Uni	16	2	7	9	0	43	42	1	21
4	 Bankstown	17	1	7	8	2	39	53	-14	20 
5	 Bentstix	16	2	5	7	4	28	32	-4	19
6	 UNSW	15	3	5	9	1	33	48	-15	17 
7	 Manly	15	3	2	12	1	26	84	-58	7 

Sydney League 6

Sydney Hockey Association - Sydney League 6

RANK	TEAM	P	B	W	L	D	F	A	GD	Pts
1	 Norwest Strikers	15	3	10	1	4	45	17	28	36 
2	West's	15	3	9	2	4	33	17	16	33 
3	 East's	15	3	8	5	2	38	27	11	27 
4	 Macquarie Uni	16	2	6	5	5	36	32	4	23
5	 Ryde HH	15	3	5	7	3	29	32	-3	19 
6	 Briars	16	2	5	9	2	32	35	-3	17
7	 Bentstix	16	2	0	14	2	7	60	-53	2

PREMIERSHIP WINNERS

Sydney Premier League

1928	Randwick	1958	Glebe	1988	St George
1929	Mosman	1959	St George	1989	Moorebank Liverpool
1930	Sydney University	1960	St George	1990	Moorebank Liverpool
1931	Sydney University	1961	Ryde Hunters Hill	1991	Sutherland
1932	Mosman	1962	Glebe	1992	Sutherland
1933	Western Suburbs	1963	Glebe	1993	Moorebank Liverpool
1934	Northern Districts	1964	Glebe	1994	Moorebank Liverpool
1935	Sydney University	1965	Glebe	1995	Glebe
1936	Eastern Suburbs	1966	St George	1996	Moorebank Liverpool
1937	Northern Districts	1967	University NSW	1997	Glebe
1938	Randwick	1968	Moorebank Liverpool	1998	Sutherland
1939	Randwick	1969	St George	1999	Moorebank Liverpool
1940	Glebe	1970	St George	2000	Moorebank Liverpool
1941	Glebe	1971	St George	2001	Moorebank Liverpool
1942	Glebe	1972	St George	2002	Moorebank Liverpool
1943	Glebe	1973	St George	2003	Moorebank Liverpool
1944	St George	1974	Glebe	2004	Sutherland
1945	Glebe	1975	St George	2005	Glebe
1946	Northern Districts	1976	Glebe	2006	Glebe
1947	Glebe	1977	Glebe	2007	Norwest Strikers
1948	Glebe	1978	University NSW	2008	Glebe
1949	Glebe	1979	North Sydney	2009	Norwest Strikers
1950	Glebe	1980	University NSW	2010	Moorebank Liverpool
1951	Glebe	1981	University NSW	2011	Sutherland
1952	Glebe	1982	Glebe	2012	Sutherland
1953	Glebe	1983	University NSW	2013	Moorebank Liverpool
1954	St George	1984	University NSW	2014	Moorebank Liverpool
1955	Glebe	1985	University NSW	2015	Ryde Hunters Hill
1956	Glebe	1986	Moorebank Liverpool	2016	Moorebank Liverpool
1957	St George	1987	Moorebank Liverpool	2017	Sutherland

Pilgrim Trophy Sydney Premier League 2

1929	Mascot	1960	Glebe	1990	Moorebank Liverpool
1930	Randwick	1961	Ryde Hunters Hill	1991	Sutherland
1931	City	1962	Ryde Hunters Hill	1992	Sydney University
1932	St James	1963	Ryde Hunters Hill	1993	Moorebank Liverpool
1933	Cumberland	1964	Glebe	1994	Moorebank Liverpool
1934	Glebe	1965	Glebe	1995	Moorebank Liverpool
1935	Glebe	1966	Glebe	1996	Ryde Hunters Hill
1936	YMCA	1967	Glebe	1997	Ryde Hunters Hill
1937	YMCA	1968	Glebe	1998	Sutherland
1938	Mosman	1969	St George	1999	Sutherland
1939	Paddington	1970	St George	2000	Ryde Hunters Hill
1940	Glebe	1971	St George	2001	Sutherland
1941	Glebe	1972	Glebe	2002	Sutherland
1942	No Competition	1973	Glebe	2003	Glebe
1943	Ryde Hunters Hill	1974	Glebe	2004	Sutherland
1944	Granville	1975	North Sydney	2005	Moorebank
1945	Granville	1976	Glebe	2006	Sutherland
1946	Balmain PBC	1977	North Sydney	2007	Burwood Briars
1947	Glebe	1978	North Sydney	2008	Sutherland
1948	Glebe	1979	Moorebank Liverpool	2009	Sutherland
1949	Glebe	1980	North Sydney	2010	Sutherland
1950	Glebe	1981	Glebe	2011	Briars
1951	St George	1982	North Sydney	2012	Glebe
1952	Ryde Hunters Hill	1983	Gordon	2013	Moorebank Liverpool
1953	Glebe	1984	North Sydney	2014	UNSW
1954	St George	1985	Sutherland	2015	Sydney University
1955	Ryde Hunters Hill	1986	Randwick	2016	Briars
1956	Northern Districts	1987	Moorebank Liverpool	2017	UNSW
1957	St George	1988	Sutherland		
1958	St George	1989	Randwick		
1959	St George				

Sydney Premier League 3 JW Taylor Trophy

1947	Moorebank Liverpool	1975	Glebe	2003	Moorebank Liverpool
1948	Glebe	1976	Glebe	2004	Glebe
1949	Glebe	1977	North Sydney	2005	Glebe
1950	Eastern Suburbs	1978	University NSW / Glebe	2006	Sutherland
1951	Glebe	1979	St George	2007	Manly
1952	Cremorne North Sydney	1980	Moorebank Liverpool	2008	Ryde Hunters Hill
1953	Glebe	1981	University NSW	2009	Ryde Hunters Hill
1954	Ryde Hunters Hill	1982	Glebe	2010	Manly
1955	Ryde Hunters Hill	1983	University NSW	2011	Glebe
1956	Randwick	1984	North Sydney	2012	University NSW
1957	Glebe	1985	Glebe	2013	UTS
1958	Glebe	1986	Moorebank Liverpool	2014	Eastern Suburbs
1959	St George	1987	Moorebank Liverpool	2015	Macquarie University
1960	St George	1988	Moorebank Liverpool	2016	UNSW
1961	St George	1989	Moorebank Liverpool	2017	UTS
1962	Glebe	1990	Glebe		
1963	Ryde Hunters Hill	1991	Moorebank Liverpool		
1964	Ryde Hunters Hill	1992	Sutherland		
1965	Ryde Hunters Hill	1993	Sydney University		
1966	Glebe	1994	Ryde Hunters Hill		
1967	Glebe	1995	Glebe		
1968	Glebe	1996	Glebe		
1969	St George	1997	Glebe		
1970	St George	1998	Ryde Hunters Hill		
1971	University NSW	1999	Moorebank Liverpool		
1972	Glebe	2000	Moorebank Liverpool		
1973	Moorebank Liverpool	2001	Moorebank Liverpool		
1974	Glebe	2002	Moorebank Liverpool		

Sydney Premier League 4 Ron Willington Trophy

1982	Sutherland	1993	Briars	2005	South West Strikers
1983	Sutherland	1994	Briars	2006	Ryde Hunters Hill
1984	Northern Districts	1995	Baulkham Hills	2007	Ryde Hunters Hill
1985	North Sydney	1996	Arncliffe/St George	2008	Ryde Hunters Hill
1986	Glebe	1997	University NSW	2009	Sydney University
1987	Sydney University	1998	Burwood Briars	2010	Briars
1988	Bankstown	1999	University Technology	2011	Briars
1989	Manly Warringah	2000	University NSW	2012	Sydney University
1990	Bankstown	2001	Arncliffe/St George	2013	Manly
1991	Parramatta	2002	Arncliffe/St George	2014	Macquarie University
1992	Parramatta	2003	University NSW	2015	St George Randwick
		2004	South West Strikers	2016	UNSW
				2017	Sydney Uni

Sydney League 1

1982	Bankstown/Canterbury	1996	Gordon	2010	UTS
1983	Ryde Hunters Hill	1997	University NSW	2011	Gordon North Sydney
1984	North Sydney	1998	Randwick	2012	UTS
1985	Ryde Hunters Hill	1999	Randwick	2013	Macquarie University
1986	North Sydney	2000	University NSW	2014	Glebe
1987	Northern Districts	2001	Arncliffe/St George	2015	Macquarie University
1988	Bankstown	2002	Randwick	2016	Briars
1989	Manly Warringah	2003	South West Strikers	2017	Briars
1990	Bankstown	2004	Ryde HH		
1991	Parramatta	2005	UNSW		
1992	Parramatta	2006	Norwest Strikers		
1993	Northern Districts	2007	Moorebank Liverpool		
1994	Macquarie University	2008	UTS		
1995	Gordon	2009	UTS		

Sydney League 2

1982	Ryde Hunters Hill	1997	University NSW	2012	Gordon North Sydney
1983	Sutherland	1998	University Technology	2013	Glebe
1984	Northern Districts	1999	Randwick	2014	Ryde Hunters Hill
1985	Glebe	2000	Arncliffe/St George	2015	St George Randwick
1986	St George	2001	Gordon North Sydney	2016	Ryde Hunters Hill
1987	Sydney University	2002	Bankstown	2017	Ryde Hunters Hill
1988	Sydney University	2003	University NSW		
1989	Parramatta	2004	ASSG		
1990	Bankstown	2005	South West Strikers		
1991	Parramatta	2006	Glebe		
1992	Parramatta	2007	Ryde Hunters Hill		
1993	Parramatta	2008	St George Randwick		
1994	Baulkham Hills	2009	Macquarie University		
1995	Gordon	2010	Manly		
1996	Ryde Hunters Hill	2011	Ryde Hunters Hill		

Sydney League 3 JA Pearce Cup

1987	Glebe	2001	Ryde Hunters Hill	2015	Bentstix
1988	Glebe	2002	Sutherland	2016	Ryde Hunters Hill
1989	Glebe	2003	Manly	2017	UTS
1990	Moorebank Liverpool	2004	Sutherland		
1991	Monterey	2005	Glebe		
1992	Sutherland	2006	Gordon North Sydney		
1993	Moorebank Liverpool	2007	Gordon North Sydney		
1994	Glebe	2008	Sydney Uni		
1995	Glebe	2009	Ryde Hunters Hill		
1996	Moorebank Liverpool	2010	Monterey		
1997	Glebe	2011	Moorebank Liverpool		
1998	Moorebank Liverpool	2012	Moorebank Liverpool		
1999	Moorebank Liverpool	2013	Moorebank Liverpool		
2000	Moorebank Liverpool	2014	Briars		

Sydney League 4 PR Thompson Trophy

1987	University NSW	1999	Moorebank Liverpool	2011	Glebe
1988	Parramatta/Rydalmere	2000	Ryde Hunters Hill	2012	Ryde
1989	Glebe	2001	Moorebank Liverpool	2013	Briars
1990	Glebe	2002	Moorebank Liverpool	2014	Briars
1991	Ryde Hunters Hill	2003	University Technology	2015	Ryde Hunters Hill
1992	Ryde Hunters Hill	2004	Manly	2016	Briars
1993	Bankstown	2005	UTS	2017	Briars
1994	Ryde Hunters Hill	2006	UNSW		
1995	Moorebank Liverpool	2007	Norwest Strikers		
1996	Ryde Hunters Hill	2008	Ryde Hunters Hill		
1997	Glebe	2009	University of NSW		
1998	Moorebank Liverpool	2010	Glebe		

Sydney League 5 R Skone Trophy

1987	North Sydney	1997	Glebe	2007	Monterey
1988	North Sydney	1998	Ryde Hunters Hill	2008	Macquarie University
1989	Glebe	1999	Ryde Hunters Hill	2009	Easts
1990	Sydney University	2000	Ryde Hunters Hill	2010	Gordon North Sydney
1991	University NSW	2001	University NSW	2011	Gordon North Sydney
1992	University NSW	2002	University NSW	2012	Easts
1993	St George	2003	University Technology	2013	Bentstix
1994	Ryde Hunters Hill	2004	University NSW	2014	Macquarie University
1995	Ryde Hunters Hill	2005	Glebe	2015	Macquarie University
1996	Ryde Hunters Hill	2006	Monterey	2016	Western Suburbs
				2017	Sydney Uni

Sydney League 6

1987	AMP	1995	Bankstown	2006	Sutherland
1988	Monterey	1996	Western Suburbs	2007	Monterey
1989	Monterey	1997	Lavender Hill	2008	Sutherland
1990	Monterey	1998	Monterey	2009	Sydney University
1991	North: Glenorie	1999	Monterey	2010	Macquarie University
South: Canterbury		2000	Monterey	2011	Sydney University
1992	North: Rooty Hill	2001	Manly Warringah	2012	Western Suburbs
South: Easts		2002	Ryde Panthers	2013	Macquarie University
1993	North: Glenorie	2003	Glenorie	2014	Ryde Hunters Hill
South: Ryde		2004	Monterey	2017	Norwest Strikers
1994	North: Glenorie	2005	Glenorie		
South: Sydney Uni					

CLUB CHAMPIONSHIPS

Premier League Brian Halse Trophy

1948	Glebe	1972	Glebe	1996	Glebe
1949	Glebe	1973	Glebe	1997	Glebe
1950	Glebe	1974	Glebe	1998	Sutherland
1951	Glebe	1975	Glebe	1999	Ryde Hunters Hill
1952	Glebe	1976	Glebe	2000	Moorebank Liverpool
1953	Glebe	1977	Glebe	2001	Moorebank Liverpool
1954	Ryde Hunters Hill	1978	Glebe	2002	Moorebank Liverpool
1955	Ryde Hunters Hill	1979	North Sydney	2003	Moorebank Liverpool
1956	Glebe/Ryde Hunters Hill	1980	Glebe	2004	Sutherland
1957	St George	1981	University NSW	2005	Sutherland
1958	Glebe	1982	Glebe	2006	Glebe
1959	St George	1983	St George	2007	Moorebank Liverpool
1960	St George	1984	North Sydney	2008	Norwest Strikers
1961	Glebe	1985	North Sydney	2009	Norwest Strikers
1962	Glebe	1986	Moorebank Liverpool	2010	Sutherland
1963	Ryde Hunters Hill	1987	Moorebank Liverpool	2011	Moorebank/Norwest
1964	Glebe	1988	Moorebank Liverpool	2012	Moorebank Liverpool
1965	Glebe	1989	Glebe	2013	Moorebank Liverpool
1966	Glebe	1990	Moorebank Liverpool	2014	Moorebank Liverpool
1967	Glebe	1991	Moorebank Liverpool	2015	Moorebank Liverpool
1968	Glebe	1992	Sutherland	2016	Sutherland
1969	St George	1993	Moorebank Liverpool	2017	Moorebank Liverpool
1970	St George	1994	Moorebank Liverpool		
1971	St George	1995	Glebe		

Sydney League 1 & 2 Joe Krepp Shield

1982	Manly Warringah	1995	Baulkham Hills	2008	Ryde Hunters Hill
1983	Sutherland	1996	Arncliffe Scots St George	2009	Manly / Sydney Uni
1984	Northern Districts	1997	University NSW	2010	Manly
1985	Forest	1998	Burwood Briars	2011	Briars
1986	A M P	1999	UTS	2012	University NSW
1987	Sydney University	2000	University NSW	2013	Ryde Hunters Hill
1988	Sydney University	2001	Gordon North Sydney	2014	UTS
1989	Manly Warringah	2002	Bankstown	2015	Ryde Hunters Hill
1990	Bankstown	2003	University NSW	2016	Ryde Hunters Hill
1991	Manly Warringah	2004	ASSG	2017	Ryde Hunters Hill
1992	Parramatta	2005	South West Strikers		
1993	Northern Districts	2006	Glebe		
1994	Briars	2007	Sutherland		

Sydney League 3 & 4 Bruce Trevenar Trophy

1964	University NSW	1982	Sutherland	2000	Moorebank Liverpool
1965	Canterbury Bankstown	1983	Northern Districts	2001	Moorebank Liverpool
1966	North Sydney	1984	Randwick	2002	Sutherland
1967	Gordon Wahroonga	1985	No Competition	2003	Burwood Briars
1968	Randwick	1986	No Competition	2004	Sutherland
1969	Randwick	1987	North Sydney	2005	Glebe
1970	Randwick	1988	North Sydney	2006	Norwest Strikers
1971	No Competition	1989	Glebe	2007	UTS
1972	No Competition	1990	Glebe	2008	Macquarie University
1973	No Competition	1991	No Competition	2009	UTS
1974	Briars	1992	Ryde Hunters Hill	2010	UTS
1975	Briars	1993	Glebe	2011	UTS
1976	University NSW/Glebe	1994	Glebe	2012	Gordon / North Sydney
1977	Glebe	1995	Ryde Hunters Hill	2013	Glebe
1978	University NSW	1996	Glebe	2014	Ryde Hunters Hill
1979	Briars	1997	Glebe	2015	Sutherland
1980	Western Sydney	1998	Ryde Hunters Hill	2016	St George Randwick
1981	Glebe	1999	Ryde Hunters Hill	2017	Ryde Hunters Hill

Sydney League 5 & 6 Lester Mears Trophy

1979	Ryde Hunters Hill	1992	Rooty Hill / Easts	2005	Glenorie
1980	Gordon Wahroonga	1993	Manly/Ryde Hunters Hill	2006	Ryde Hunters Hill
1981	Gordon	1994	Glenorie / Uni NSW	2007	Manly
1982	University NSW	1995	Forest Lavender Hill	2008	Sydney Uni
1983	St George	1996	Ryde Hunters Hill	2009	Bankstown
1984	Glenorie	1997	Ryde Hunters Hill	2010	Monterey / St George Randwick
1985	No Competition	1998	Monterey	2011	Ryde Hunters Hill
1986	No Competition	1999	Monterey	2012	Briars
1987	Canterbury	2000	Monterey	2013	Briars
1988	Glenorie	2001	Manly Warringah	2014	Briars
1989	AMP	2002	Ryde Hunters Hill	2015	Ryde Hunters Hill
1990	Monterey	2003	Sydney University	2016	Ryde Hunters Hill
1991	Glenorie / Canterbury	2004	Macquarie University	2017	Ryde Hunters Hill

Sydney League 7 & 8

2006	Monterey	2011	Sydney University	2016	Briars
2007	Monterey	2012	Easts		
2008	Glebe	2013	Macquarie University		
2009	Glebe	2014	Macquarie University		
2010	Sydney University	2015	St George Randwick		

HISTORY OF TROPHIES AND MEDALS

Yates Memorial Shield (Minor Premiers)

Sydney Premier League

1984	St George	1995	Glebe	2006	Glebe
1985	North Sydney	1996	Ryde Hunters Hill	2007	Glebe
1986	Glebe	1997	Glebe	2008	Glebe
1987	Sutherland	1998	Sutherland	2009	Norwest Strikers
1988	Moorebank Liverpool	1999	Moorebank Liverpool	2010	Norwest Strikers
1989	St George	2000	Moorebank Liverpool	2011	Moorebank Liverpool
1990	Moorebank Liverpool	2001	Moorebank Liverpool	2012	Moorebank Liverpool
1991	Moorebank Liverpool	2002	Moorebank Liverpool	2013	Moorebank Liverpool
1992	Ryde Hunters Hill	2003	UTS	2014	Moorebank Liverpool
1993	Moorebank Liverpool	2004	Sutherland	2015	Norwest Strikers
1994	Sutherland	2005	Glebe	2016	Moorebank Liverpool
				2017	Moorebank Liverpool

Alan Yates Memorial Cup (Minor Premiers)

Sydney Cup

1984	Moorebank Liverpool	1996	Arncliffe Scots St George	2008	Sutherland
1985	Moorebank Liverpool	1997	Gordon	2009	Norwest Strikers
1986	North Sydney	1998	Burwood Briars	2010	Sutherland
1987	Sydney University	1999	Gordon North Sydney	2011	Ryde Hunters Hill
1988	Manly Warringah	2000	University of NSW	2012	Glebe
1989	Manly Warringah	2001	Gordon North Sydney	2013	Glebe
1990	Bankstown	2002	Bankstown	2014	UNSW
1991	Manly Warringah	2003	University of NSW	2015	Briars
1992	Parramatta	2004	Ryde Hunters Hill	2016	Sutherland
1993	Briars	2005	Sutherland	2017	UNSW
1994	Gordon	2006	Sutherland		
1995	Briars	2007	Sutherland		

Brian Booth Medal

Best & Fairest

Sydney Premier League

1967	K Rix (Moorebank Liverpool)	1997	J Davy (Ryde Hunters Hill)
1968	R Hazelton (Cumberland)	1998	S Cohen (Sutherland)
1969	G Hingee (University NSW)	1999	P Taylor (Sutherland)
1970	P Nilan (Glebe)	2000	B Gerrard (University Tech Sydney)
1971	G Phillips (Moorebank Liverpool)	2001	S Barker (Bankstown)
1972	C Rix (Moorebank Liverpool)	2002	M Harris (Moorebank Liverpool)
1973	G Phillips (Moorebank Liverpool)	2003	Peter Mulcair (Sutherland)
1974	J Cowan (University NSW)	2004	Robert Green (Moorebank Liverpool)
1975	J Mutton (Glebe)	2005	Robert Green (Moorebank)
1976	D Gorman (Cumberland)	2006	Ron Charlton (Norwest Strikers)
1977	D Gorman (Cumberland)	2007	Robbie Campbell (Gordon N.Sydney)
1978	G Paterson (Glebe)	2008	Mark Paterson (Glebe)
1979	R Riley (St George)	2009	Robbie Campbell (Gordon N.Sydney)
1980	K Pritchard (Cumberland)	2010	Robbie Campbell (Gordon N.Sydney)
1981	R Dick (University NSW)	2011	Troy Sutherland (Norwest Strikers)
1982	R Bartlett (St George)	2012	Matt Dawson (Briars)
1983	R Dick (University NSW)		Tristan White (Moorebank Liverpool)
1984	P Huk (St George)	2013	Ben Craig (Ryde Hunters Hill)
1985	P Barker (University NSW)	2014	Flynn Ogilvie (Moorebank Liverpool)
1986	P Barker (UNSW), B Moran (Glebe)	2015	Dane Mcilveen (Briars)
1987	C Manning (RydeHunters Hill)	2016	Stuart Fletcher (Norwest Strikers)
1988	S Tanwell (North Sydney)	2017	Tristan White (Moorebank Liverpool)
	D Willott (Moorebank Liverpool)		
1989	D Bannerman (Moorebank Liverpool)		
1990	P Shea (Moorebank Liverpool)		
1991	T Persson (Moorebank Liverpool)		
1992	C Stubbs (Glebe)		
1993	A Cabral (St George)		
1994	D Burke (Bankstown)		
1995	G Dodd (Randwick)		
1996	D Bannerman (Moorebank Liverpool)		

Kevin Flack Medal

Best & Fairest

Sydney Cup

2001	R Singh (Monterey)	2009	Philip Dunshea (Moorebank)
2002	Calum Giles (Bankstown)	2010	Gavin Bobyk (Sutherland)
2003	Kieran Knowles (ASSG)	2011	Darren Pike (Briars)
	Ivano Viola (ASSG)	2012	Ryan Nicol (Gordon North Sydney)
2004	Hohammed Elsayed (ASSG)	2013	Matt Flemming (St George Randwick)
2005	Andrew Hammond (Bankstown)		Aaron Nilan (Glebe)
2006	Job Blacker (South West Strikers)	2014	Alex Mackay (Moorebank Liverpool)
		2015	Billy Graf (St George Randwick)
2007	Sacha Overhoff (UTS)	2016	Callum Mackay (Moorebank Liverpool)
2008	Steve Tuddenham (Moorebank)	2017	James Van Der Schyff (UNSW)
	Zac Brazel (Norwest Strikers)		

Ron Riley Trophy Leading Goal Scorer

Sydney Premier League

1965	R Riley (St George) 32	1995	Darren Bannerman (Mbank L'pool) 32
1966	R Riley (St George) 34	1996	Darren Bannerman (Mbank L'pool) 33
1967	R Riley (St George) 36	1997	Colin Manning (Ryde Hunters Hill) 31
1968	K Rix (Moorebank Liverpool) 32	1998	Darren Bannerman (Mbank L'pool) 35
1969	R Riley (St George) 22	1999	Michael McCann (Bankstown) 20
1970	R Riley (St George) 22	2000	James Mulcair (Sutherland) 24
	K Rix (Moorebank Liverpool) 22	2001	Michael McCann (Burwood Briars) 29
1971	R Riley (St George) 53	2002	Troy Sutherland (Moorebank L'pool) 31
1972	D Sundin (North Sydney) 37	2003	Michael Hogan (Ryde Hunters Hill) 23
1973	R Riley (St George) 35	2004	James Mulcair (Sutherland) 21
1974	P Nilan (Glebe) 29	2005	James Mulcair (Sutherland) 26
1975	I Cooke (Glebe) 29	2006	Michael Wark (Glebe) 33
1976	I Thompson (North Sydney) 37	2007	Michael Hogan (Bankstown) 53
1977	G Corben (Glebe) 30	2008	Michael Wark (Glebe) 36
1978	I Cooke (Randwick) 20	2009	Jason Lee (St George Randwick) 37
1979	G Corben (Glebe) 30	2010	Brendan Booth (Bankstown) 28
1980	L Bewes (Uni NSW) 24	2011	Troy Sutherland (Norwest Strikers) 35
	R Dick (Uni NSW) 24	2012	Jack Elliott (Moorebank) 29
1981	R Dick (Uni NSW) 24	2013	Michael Hogan (Moorebank) 28
1982	R Dick (Uni NSW) 19	2014	Blake Govers (St George Randwick) 42
1983	R Dick (Uni NSW) 38	2015	Troy Sutherland (Norwest Strikers) 20
1984	R Dick (Uni NSW) 22	2016	Landon Morley (Moorebank Liverpool) 31
1985	K Carter (North Sydney) 21	2017	Heath Ogilvie (Moorebank Liverpool) 30
1986	I Thompson (Gordon) 18		
1987	D Bannerman (Moorebank Liverpool) 27		
1988	K Carter (North Sydney) 19		
1989	D Bannerman (Moorebank Liverpool) 27		
1990	D Bannerman (Moorebank Liverpool) 28		
1991	D Bannerman (Moorebank Liverpool) 40		
1992	D Bannerman (Moorebank Liverpool) 31		
1993	Colin Manning (Ryde Hunters Hill) 16		
1994	Darren Bannerman (Moorebank L'pool) 24		
	Colin Manning (Ryde Hunters Hill) 24		

Darren Bannerman Trophy

Leading Goal Scorer

Sydney Premier League 2

2001	D McIntosh (South West Strikers)
2002	Calum Giles (Bankstown)
2003	A Fenton (UNSW)
2004	Mohammed Elsayed (ASSG) 16
2005	Andrew Hammond (B'stown) 31
2006	Andrew Borg (Briars) 16
	Matthew Johnson (Sutherland) 16
2007	Nathan Baker (Moorebank) 32
2008	Daniel Caffrey (Moorebank) 21
2009	Matthew Bennett (Sutherland) 38
2010	Gavin Bobyk (Sutherland) 22
2011	Darren Pike (Briars) 22
2012	Gavin Bobyk (Sutherland) 21
2013	Derryn Allsop (Briars) 25
2014	Chris Beck (UNSW) 14
2015	Lee Brady (Briars) 29
2016	Lee Brady (Briars) 17
2017	Brendan Sharp (Sutherland) 21

**Sportsmanship Award
(Club Award for Fair Play from 2012)**

2001	P Lennon (Ryde Hunters Hill)
2002	M Miller (Sutherland)
2003	Kent Haigh (Sydney University)
2004	Mathew Wark (Glebe)
2005	Mathew Wark (Glebe)
2006	Darren Booth (Glebe)
2007	Ron Charlton (Norwest Strikers)
2008	Nathan Gilbert (Moorebank)
2009	Robbie Campbell (Gordon NS)
2010	Robbie Campbell (Gordon NS)
2011	Peter Kelly (Sydney Uni)
2012	University NSW
2013	Sutherland
2014	Macquarie University
2015	Sutherland
2016	Bentstix
2017	Bentstix

**Pat Nilan Award
Rising Star (Under 21)**

2001	Lee Cormack (Ryde Hunters Hill)
2002	Josh Millar (Burwood Briars)
2003	Mark Paterson (Glebe)
2004	Eli Matheson (Norwest Strikers)
2005	Adam Howard (Glebe)
2006	Josh White (Burwood Briars)
2007	Ian Paterson (Glebe)
2008	Tristan White (Moorebank)
2009	David Collins (Sutherland)
2010	Luke Noblett (Sutherland)
2011	Flynn Ogilvie (Norwest Strikers)
2012	Tom Craig (Ryde Hunters Hill)
2013	Matt Dawson (Briars)
2014	Luke Noblett (Briars)
2015	Nathanial Stewart (Norwest Strikers)
2016	Kurt Lovett (UNSW)
2017	Dylan Martin (UNSW)

**Keith Paterson Trophy
Player of the Grand Final
Premier League 1st Grade**

1991	S Jenison (Sutherland)
1992	D Burke (Sutherland)
1993	A Willot (Moorebank Liverpool)
1994	D Willott (Moorebank Liverpool)
1995	A Nilan (Glebe)
1996	C Boon (Moorebank Liverpool)
1997	K Wark (Glebe)
1998	D McPherson (Moorebank Lpool)
1999	Daniel Caffrey (M'bank Lpool)
2000	Ron Charlton (Moorebank Lpool)
2001	Brent Livermore (M'bank Lpool)
2002	Troy Sutherland (M'bank Lpool)
2003	Stuart Fletcher (Norwest Strikers)
2004	Michael Lees (Sutherland)
2005	Mathew Wark (Glebe)
2006	David Fibbins (M'bank Lpool)
2007	James Piper (Norwest Strikers)
2008	Mark Paterson (Glebe)
2009	Stuart Fletcher (Norwest Strikers)
2010	Robert Green (M'bank Lpool)
2011	David Collins (Sutherland)
2012	Blake Sandford (Sutherland)
2013	Kurt Ogilvie (Moorebank Liverpool)
2014	Flynn Ogilvie (Moorebank Liverpool)
2015	Sam Liles (Ryde Hunters Hill)
2016	Ryan Proctor (Moorebank Liverpool)
2017	Matt Bennett (Sutherland)

**Gladys Yates Trophy
Coach of the Year**

1994	M Flack (Moorebank Liverpool)
1995	P Gallagher (Baulkham Hills)
1996	J Davy (Ryde Hunters Hill)
1997	D Burke (Bankstown)
1998	D Varga (Sutherland)
1999	B Proctor (Moorebank Liverpool)
2000	C McPhee (Glebe)
2001	G Bradfield (Gordon North Sydney)
2002	S Nilan (Glebe)
2003	Stuart Carruthers (UTS)
2004	Andrew Jones (Randwick)
2005	Geoff Paterson (Glebe)
2006	Matthew Caffrey (Moorebank)
2007	Barry Reid (Norwest Strikers)
2008	Barry Reid (Norwest Strikers)
2009	Barry Reid (Norwest Strikers)
2010	Nathan Gilbert (Moorebank)
2011	Peter Tait (Sutherland)
2012	Darren Bannerman (Ryde)
2013	Aaron Oman (Glebe)
2014	Liam Cole (UNSW)
2015	Scott Barker (Sydney University)
2016	Nathan Gilbert (Moorebank Liverpool)
2017	Peter Tait (Sutherland)

Past Principal Officer Bearers

Year	President	Secretary	Treasurer
1951	R O Banks	T Hughes	P W Rodgers
1952	R O Banks	T Hughes / F Williamson	P W Rodgers P W Rodgers/R C DeMars
1953	R O Banks	L S Purnell	N F Walker
1954	R O Banks	L S Purnell	H A Temple
1955	R O Banks	L S Purnell	T Hughes
1956	J W Bee	L S Purnell	T Hughes/R Barratt
1957	R K Willington	L S Purnell	L LeMothe/D Seaton
1958	R K Willington	L S Purnell	A F Mason
1959	R K Willington	L S Purnell	A F Mason
1960	R R Skone	J W Taylor	A F Mason
1961	R R Skone	J W Taylor	A F Mason
1962	R R Skone	J W Taylor	A F Mason
1963	R R Skone	J Innes	A V Nielson
1964	R R Skone	J Innes	A V Nielson
1965	K C Butcher	J Innes / C R Nicholls	A V Nielson
1966	K C Butcher	C R Nicholls	A V Nielson
1967	K C Butcher/C C Leddy	C R Nicholls	A V Nielson
1968	C C Leddy	C R Nicholls	M M Goodridge
1969	P G Thompson	D I Eddy	M M Goodridge
1970	P G Thompson	D I Eddy	M M Goodridge
1971	P G Thompson	D I Eddy	M M Goodridge
1972	M A Lloyd	M M Goodridge	W J Shields
1973	M A Lloyd	M M Goodridge	R J Phelps
1974	M A Lloyd	M M Goodridge	R J Phelps
1975	M A Lloyd	M M Goodridge	R J Phelps
1976	M A Lloyd	M M Goodridge	R J Phelps
1977	R K Willington	M M Goodridge	R J Phelps
1978	R K Willington	M M Goodridge	R J Phelps
1979	R K Willington	M M Goodridge	K D Brodie
1980	R K Willington	A S Yates	K D Brodie
1981	R K Willington	A S Yates	K D Brodie
1982	A Dickinson	A S Yates	G Tattam
1983	A Dickinson	A S Yates	G Tattam
1984	A Dickinson	G Yates	G Tattam
1985	D Sundin	G Yates	G Tattam
1986	D Sundin	G Yates	K Flack
1987	K Flack	G Yates	J Scott
1988	K Flack	G Yates	J Scott
1989	K Flack	G Yates	J Scott
1990	K Flack	G Yates	P McCabe
1991	K Flack	G Yates	P McCabe

1992	K Flack	G Yates	P McCabe
1993	K Flack	G Yates	P McCabe
1994	K Flack	G Yates	P McCabe
1995	K Flack	G Yates	P McCabe
1996	K Flack	G Yates	P McCabe
1997	K Flack	G Yates	P McCabe
1998/99	K Flack	G Yates	P McCabe
2000	K Flack	G Yates / M Dawson	P McCabe
2001/02	K Flack	C Harrison	P McCabe
2003	K Flack	C Harrison / P Saville	P McCabe
2004	K Flack	P Saville	P McCabe
2005	K Flack	R Sutton	P McCabe
2006/07	P McCabe	P Kelly	P McCabe
2008	D Gilbert	P Kelly	P McCabe
2009	D Gilbert	D Pecar	P McCabe
2010	D Gilbert	D Pecar	J Walzak
2011	D Gilbert	D Pecar	J Walzak
2012	G Kay	C Skyba - Executive Officer	P Price
2013	G Kay	C Skyba - Executive Officer	M Matheson
2014	G Kay	A Noblett - Executive Officer	M Matheson
2015	J Scott	A Noblett - Executive Officer	P Economides
2016	J Scott	A Noblett - Executive Officer	R McCoy
2017	J Scott	P Hayes - Executive Officer	R McCoy

**Sixty Seventh
Annual Report of
Sydney Hockey Association Incorporated
Incorporation Number (Y) 1625135**

Presented to Members as the 66th Annual Report of the Sydney Hockey Association at the Annual General Meeting held on Monday, November 13th, 2017