

SYDNEY HOCKEY  
ASSOCIATION  
2015 ANNUAL  
REPORT



## INDEX

Board of Management	3
Life Members/Hall of Fame	4
President's Report	5
Finance Report	7
SHA Award Winners	25
2015 Points Tables	28
Premiership Winners	32
Club Champions	37
Historical Records	39
Past Principal Officer Bearer	44



## Sydney Hockey Association 2015 Annual Report

# Board of Management 2015

<b>President</b>	John Scott
<b>Deputy President</b>	Peter Busch
<b>Director Finance</b>	Rohan McCoy (2013-15)
<b>Director Administration</b>	Paul Economides
<b>Director</b>	Pat McCabe
<b>Director</b>	Ken Campbell
<b>Director</b>	Bruce Cook
<b>Executive Officer</b>	Ann Noblett (2014 -15)

### Other Committees

<b>Competition Committee:</b>	John Scott, Peter Busch, Ian Jessup, Rowan Johnston, Pat McCabe, Ken Campbell
<b>Communications and Publicity:</b>	Ian Jessup, Ann Noblett
<b>Fixtures:</b>	Ian Jessup
<b>Judiciary and Investigation Committee:</b>	Patrick Larkin (Chairman)
<b>Records/Results Officer:</b>	Carole McCabe
<b>Telephone Results Officer</b>	Ian Jessup



## LIFE MEMBERS

1951	R A Abel*, W L Calov*, C E Ellerman*, E C Foskett*, R J Holmes*, E P McCooey*, A C O'Reilly*, W Rothwell*, A Seaman*, F M King*, E P Statham*, R M Taylor*, C J Walker*, O P Wood*, A E Young*
1957	T G Pearce*, P E Thompson*
1959	R O Banks*, L S Purnell*
1963	A E Rowell*
1966	H A Fibbins*
1968	A Dillano*
1970	H M Stephens*, T P Jones*, J Krepp*
1971	R K Willington*
1973	D I Eddy
1974	W G McCallum*
1977	M A Lloyd* and Merv M Goodridge*
1980	Jeff K Patterson*
1992	Gladys Yates*
1995	Denis Sundin
2002	Kevin C Flack
2004	Patrick McCabe & John Scott
2006	Peter Callaghan
2007	Kevin Connolly
2009	Carole McCabe, Eric Ralphs*
2010	Stan Cleaver
2011	Robert Taylor
2012	Maurice Dawson
2013	David Gentiles

## HALL OF FAME

2001	Gladys Yates* and Pat Nilan
2002	Ron Riley & Brian Booth
2003	Ken Wark Snr* & Harry Wark*
2004	Keith Leeson*, Robert Proctor & Ken Wark Jnr
2005	Larry McIntosh, Eric Ralphs* & Darren Bannerman
2008	Godfrey Phillips

\* Deceased



## **PRESIDENTS REPORT 2015**

Now that the 2015 Sydney Hockey Association competitions are now a thing of the recent past I sit and wonder what I should write this report. I have always tried to look at the positive aspects of both people and occurrences as negativity basically gets you nowhere!

Firstly, congratulations must go to the victorious Minor and Major Premier clubs in all grades, especially to Ryde Hunters Hill Hockey Club for the fantastic win in the SPL Grand Final. Made all the more special by the fact that it is their first since 1966.

I must also congratulate the newly elected SHA Board and its sub-committees, all of whom worked hard to see that this years' competitions ran as smoothly as possible. Sure, some mistakes were made, but they have been recognised and will be rectified for next years' competition, something that I am really excited about. I would like to thank every one of the board members for job well done.

Thanks also to the umpires, often a thankless job, who turn up each week to do their part for an enjoyable season. All clubs and individuals need to embrace and foster umpiring. It is a crucial part of our game and you, the members, need to get involved!

I would also like to assure all members of the Association that we, as a board, are very approachable and dedicated to making ALL hockey in Sydney (from elite to social) as competitive, enjoyable and user friendly as possible.

On a sad note, I must mention the loss of some well-known members of the Association.

Merv Goodridge, a Life Member of SHA, HNSW as well as Sydney Masters Hockey. He will be missed but not forgotten.

His son Peter Goodridge, also passed away. A gentleman and a long time player in Sydney.

Most recently was the passing of Tom McDermott after a long battle with cancer. He too will be missed, it will be different not seeing him around St George Juniors.



## Sydney Hockey Association 2015 Annual Report

I look forward to next season with an aim to further improve our relationship with HNSW and work hard to maintain our high standards of competition at all levels. Also

to support the improvement and development of the officiating arm of our association which is a task which falls upon all our members.

Lastly, thank you for the opportunity to represent you, the members of the Sydney Hockey Association.

John Scott

(Smellie)



# FINANCE REPORT 2015

**Sydney Hockey Association Inc.**

**ABN 26 839 908 279**

## **Financial Statements for the year ended 30 September 2015**

**Sydney Hockey Association Inc.  
Report of the Board of Management**

Your board members submit the financial report of the Sydney Hockey Association Inc. for the financial year ended 30 September 2015.

### **Board Members**

The names of board members throughout the year and at the date of the report are;

#### **Current Members**

John	Scott	President
Peter	Busch	Deputy President
Paul	Economides	Director Administration
Rohan	McCoy	Director Finance
Patrick	McCabe	Director
Bruce Cook		Director
Ken Campbell		Director

#### **Past Members**

Gregory	Kay
David	Alexander
Mark	Matheson
Ian	McGregor
Ann	Noblett
Peter	Pether

### **Principal Activities**

The principal activity of the association in the financial year was the operation of men's field hockey competitions in the Sydney metropolitan area.

### **Operating Result**

The operating surplus for the year was : ,071.35\$ 3



# Sydney Hockey Association 2015 Annual Report

## Significant Changes

Significant changes in the nature of the association's activities have occurred during the year.

As a result of the association reform strategy adopted by Hockey NSW this association's operations and objectives have altered from prior years. Sydney Hockey Association no longer stands as the peak body for the fostering and control of men's hockey in the Sydney metropolitan area. These former responsibilities now being assumed by new regional associations within the Sydney metropolitan area.

The association is no longer directly affiliated with Hockey NSW and it's operations now relate only to the management and operation of men's field hockey competitions in the Sydney metropolitan area as directed by its constituent members.

## Dividends

The Constitution, Articles & By-Laws of the association prohibit the payment of dividends, accordingly no dividends have been provided for or paid during the financial year.

## Return of Funds to Members

Following the significant change in the operations of the association the members resolved that a distribution of excess funds should be made to assist with the establishment of new regional hockey associations within the greater Sydney area.

A return of funds to member clubs of \$100,000.00 has been made during the financial year.

## After Balance Date Events

No matters or circumstances have arisen since the end of the financial year which significantly affected or may significantly affect the operations of the Association the results of those operations, or the state of affairs of the Association in future financial years.

## Likely Developments and Results

There are no known likely developments, other than referred to in this report, that would have a material impact on the association or its operations.

## Indemnifying Officers or Auditor

No indemnities have been given or insurance premiums paid, during or since the end of the financial year, for any person who is or has been an officer or auditor of the entity, other than as set out below.

Signed in accordance with a resolution of the Directors.

John Scott  
President





## Sydney Hockey Association 2015 Annual Report

A handwritten signature in blue ink, which appears to read "Rohan McCoy", is displayed within a light gray rectangular box.

Rohan McCoy  
Director of Finance

Signed at Sydney this 26th Day of October 2015

# Income and Expenditure Statement for the year ended 30 September 2015

	Note	2015	2014
		\$	\$
<b>Income</b>			
Affiliation Fees		36.00	36.00
Competition Fees		338,450.00	356,045.00
Fines & Withdrawal Fees		,500.00	,462.92
Interest Received		<u>344,159.03</u>	<u>1,173.03</u>
		,361.27	6
<b>Expenditure</b>			
Administration Expenses		(3,829.22)	(6,961.68)
Administrator Fees	9	(9,300.00)	(28,650.00)
Affiliation Fees NSWHA		-	(1,824.00)
Audit Fees		(1,250.00)	(1,250.00)
Development Grants	10	(18,500.00)	-
Field Hire		(185,469.28)	(190,763.18)

Grand Finals Video Production	(7,400.00)	-
Hockey NSW Levies & Fees - Prior Year Adjustment	-	(265.89)
Honorariums	9 ,500.00) (9	(10,250.00)
Presentation Night	(17,468.18)	(18,138.18)
Representative Teams Costs	-	(16,460.06)
Trophies & Awards	(2,926.00)	(3,652.50)
Umpires & Officiating Costs	8 (85,445.00)	(90,630.00)
	<u>(341,087.68)</u>	<u>(368,845.49)</u>
Surplus / (Deficit) before income tax expense	<u>,071.35</u> 3	<u>,940.30)</u> <u>(4</u>
Income tax expense	1 -	-
Surplus / (Deficit) after income tax	3,071.35	,940.30) (4
Accumulated Surplus brought forward	190,256.27	
Distribution to Members	(100,000.00)	
Transfer from Reserves	,959.10 35	195,196.57
	5	
	6	-
Accumulated Surplus carried forward	<u>129,286.72</u>	<u>190,256.27</u>

The accompanying notes form part of this financial report

**Assets and Liabilities Statement as at 30 September 2015**

		<b>Sept</b>	
	<b>Note</b>	<b>2015</b>	<b>2014</b>
		<b>\$</b>	<b>\$</b>
<b>Current Assets</b>			
Cash and Cash Equivalents	2	178,110.43	288,535.38
Trade and Other Receivables	3	,101.37	,641.59
			5
<b>Total Current Assets</b>		<u>186,211.80</u>	<u>294,176.97</u>
<b>Total Assets</b>		<u>186,211.80</u>	<u>294,176.97</u>
<b>Current Liabilities</b>			
Trade and Other Payables	4	,925.08	,961.60
			67
<b>Total Current Liabilities</b>		<u>56,925.08</u>	<u>,961.60</u>
			67
<b>Total Liabilities</b>		<u>56,925.08</u>	<u>,961.60</u>
<b>Net Assets</b>		<u>129,286.72</u>	<u>226,215.37</u>
<b>Members' Funds</b>			
Accumulated Surplus	5	129,286.72	

Reserves	6	-	190,256.27 ,959.10 35
<b>Total Members' Funds</b>		<u>129,286.72</u>	<u>226,215.37</u>

The accompanying notes form part of this financial report

# Statement of Cash Flows for the year ended 30 September 2015

	Note	Sept 2015 \$	2014 \$
<b>Cash Flow from Operating Activities</b>			
Receipts from customers		373,510.24	517,464.68
Payments to suppliers and employees		(387,108.22)	(420,751.55)
Interest received		,173.03	,361.27
			6
Net cash provided by/(used in) operating activities	7(b)	<u>(10,424.95)</u>	<u>103,074.40</u>
<b>Cash Flow from Member Activities</b>			
Distribution to members	5	(100,000.00)	-
Net (decrease)/increase in cash held		(110,424.95)	103,074.40
Cash at beginning of year		<u>288,535.38</u>	<u>185,460.98</u>
<b>Cash at end of year</b>	7(a)	<u>178,110.43</u>	<u>288,535.38</u>

The accompanying notes form part of this financial report

**Note 1: Statement of Accounting Policies**

This financial report is a special purpose financial report prepared in order to satisfy the financial reporting requirements of the Associations Incorporation Act New South Wales. The committee has determined that the association is not a reporting entity.

The financial report has been prepared on an accruals basis and is based on historic costs and does not take into account changing money values or, except where specifically stated, current valuations of non-current assets.

The following significant accounting policies, which are consistent with the previous period unless otherwise stated, have been adopted in the preparation of this financial report.

**a) Income Tax**

No provision for income tax has been raised as the entity is exempt from income tax under Section 50-45 of the Income Tax Assessment Act 1997.

**b) Inventories**

Inventories are measured at the lower of cost and net realisable value.

**c) Property, Plant and Equipment (PPE)**

Leasehold improvements and office equipment are carried at cost less, where applicable, any accumulated depreciation.

The depreciable amount of all PPE is depreciated over the useful lives of the assets to the association commencing from the time the asset is held ready for use.

Leasehold improvements are amortised over the shorter of either the unexpired period of the lease or the estimated useful lives of the improvements.

**d) Impairment of Assets**

At each reporting date, the entity reviews the carrying values of its tangible and intangible assets to determine whether there is any indication that those assets have been impaired. If such an indication exists, the recoverable amount of the asset, being the higher of the asset's fair value less costs to sell and value in use, is compared to the asset's carrying value. Any excess of the asset's carrying value over its recoverable amount is expensed to the income statement.

**e) Employee Benefits**

Provision is made for the association's liability for employee benefits arising from services rendered by employees to balance date. Employee benefits have been measured at the amounts expected to be paid when the liability is settled.

**f) Provisions**

Provisions are recognised when the association has a legal or constructive obligation, as a result of past events, for which it is probable that an outflow of economic benefits will result and that outflow can be reliably measured. Provisions are measured at the best estimate of the amounts required to settle the obligation at the end of the reporting period.

**g) Cash and Cash Equivalents**

Cash and cash equivalents include cash on hand, deposits held at-call with banks, other shortterm highly liquid investments with original maturities of three months or less.

**Sydney Hockey Association Inc.**

**Notes to the financial statements  
for the year ended 30 September  
2015**

**1 Statement of Accounting Policies (continued)**

**h) Revenue and Other Income**

Revenue is measured at the fair value of the consideration received or receivable after taking into account any trade discounts and volume rebates allowed. For this purpose, deferred consideration is not discounted to present values when recognising revenue.

Interest revenue is recognised using the effective interest rate method, which for floating rate financial assets is the rate inherent in the instrument. Dividend revenue is recognised when the right to receive a dividend has been established.

Grant and donation income is recognised when the entity obtains control over the funds, which is generally at the time of receipt.

All revenue is stated net of the amount of goods and services tax (GST).

**i) Leases**

Leases of PPE, where substantially all the risks and benefits incidental to the ownership of the asset, but not the legal ownership, are transferred to the association, are classified as finance leases.

Finance leases are capitalised by recording an asset and a liability at the lower of the amounts equal to the fair value of the leased property or the present value of the minimum lease payments. Including any guaranteed residual values. Lease payments are allocated between the reduction of the lease liability and the lease interest expense for that period.



Leased assets are depreciated on a straight-line basis over the shorter of their estimated useful lives or the lease term.

Lease payments for operating leases, where substantially all the risks and benefits remain with the lessor, are charged as expenses in the periods in which they are incurred.

**j) Goods and Services Tax**

Revenues, expenses and assets are recognised net of the amount of GST, except where the amount of GST incurred is not recoverable from the Australian Taxation Office (ATO). Receivables and payables are stated inclusive of the amount of GST receivable or payable. The net amount of GST recoverable from, or payable to, the ATO is included with other receivables or payables in the statement of financial position.

Cash flows are presented in the cash flow statement on a gross basis, except for the GST component of investing and financing activities, which are disclosed as operating cash flows.

**k) Comparative Figures**

When required by Accounting Standards, comparative figures have been adjusted to conform to changes in presentation for the current financial year.

	<b>Note</b>	<b>Sept 2015 \$</b>	<b>Sept 2014 \$</b>
<b>Note 2: Current Assets - Cash &amp; Cash Equivalents</b>			
Cash at Bank		178,110.43	138,535.38
Interest Bearing Deposits		-	150,000.00
		<u>178,110.43</u>	<u>288,535.38</u>
<b>Note 3: Current Assets -Trade and Other Receivables</b>			
Trade Receivables		,514.60	4 ,036.40 3
GST Receivables		,586.77	3 ,605.19 2
		<u>8,101.37</u>	<u>,641.59 5</u>
<b>Note 4: Current Liabilities - Trade and Other Payables</b>			
Trade Creditors		,820.08	45 ,546.60 23

Unpaid Umpire Entitlements	800.00	,225.00	3	Deposits from customers
-	500.00			
Sundry Creditors and Accrued Expenses		,305.00	10	,690.00 40
		<u>56,925.08</u>		<u>,961.60 67</u>

**Note 5: Members' Funds - Retained Earnings**

Opening Balance		190,256.27		195,196.57
Transfer from Reserves ,959.10	35			Distribution to Members (100,000.00)
-				
Current Year Surplus/(Deficit)		3,071.35		,940.30) (4
		<u>129,286.72</u>		<u>190,256.27</u>

As a result of the significant change in the nature of the association's objectives and operations the members resolved that a distribution of excess funds should be made to assist with the establishment of new regional hockey associations within the greater Sydney area. The establishment of these regional associations being mandated by Hockey NSW as a part of their associations reform strategy.

The distribution to member clubs has been calculated based upon the average number of teams participating in Sydney Hockey Association competitions over the past 5 years.

**Sydney Hockey Association Inc.  
Notes to the financial  
statements for the year ended  
30 September 2015**

	Note	Sept 2015 \$	Sept 2014 \$
<b>Note 6: Members' Funds - Reserves</b>			
Development		-	,999.10 14
Equipment Replacement		-	,000.00 5
Marketing & Promotion		-	,000.00 4
Office Equipment		-	,000.00 2
Representative Teams		-	,000.00 4

Strategic Planning	-	,960.00	5
	-	,959.10	35

Balances in all reserves have been transferred to retained earnings during the year. The maintenance of these reserves being considered inconsistent with the ongoing operations of the association.

**Note 7: Cash Flow Information a)Reconciliation of Cash**

Cash at the end of the financial year as shown in the statements of cash flows is reconciled to the related items in the balance sheet as follows:

Cash at Bank	178,110.43	138,535.38
Interest Bearing Deposits	-	150,000.00
	<u>178,110.43</u>	<u>288,535.38</u>

**b) Reconciliation of Cash Flow from Operations with Operating Surplus after Income Tax**

		,940.30)
		(4
Operating Surplus / (Deficit) after Income Tax		
Changes in assets & liabilities	,071.35	3
(Increase)/Decrease in receivables		159,686.67
Increase/(Decrease) in sundry creditors and accrued expenses	,478.20)	(1
	<u>(12,018.10)</u>	<u>(51,671.97)</u>
Cash Flow from Operating Activities	<u>(10,424.95)</u>	<u>103,074.40</u>

**Note 8: Umpires & Officiating Costs**

Club Supplied Umpires Reimbursement	14,770.00	,995.00	8
Technical Officials	10,240.00	,920.00	12
Umpire Coaches		560.00	,160.00
Umpire Payments	<u>59,875.00</u>	<u>,555.00</u>	<u>67</u>
	<u>85,445.00</u>	<u>,630.00</u>	<u>90</u>

	<b>Sept</b>	<b>Sept</b>
<b>Note</b>	<b>2015</b>	<b>2014</b>
	<b>\$</b>	<b>\$</b>

**Note 9:Remuneration of Office Holders**

Director - Administration	-	,000.00	1
Director - Finance	,000.00	3	,500.00 2

Fixtures & Results Officer		,500.00	2	,000.00	2
Judiciary Chair		-		,000.00	1
President		-		,000.00	1
Records Officer		,000.00	2	,500.00	1
Registrar		-		,000.00	1
Umpires Co-ordinator		,000.00	2	-	
Field Audit Officer		-		250.00	
		<u>9,500.00</u>		<u>10,250.00</u>	

#### **Executive Officer Fees Paid to Officeholders**

G Kay	President	-		14,937.50	
A Noblett	Administrative Officer	<u>9,300.00</u>		<u>11,150.00</u>	
		<u>9,300.00</u>		<u>26,087.50</u>	

#### **Note 10: Development Grants**

Hockey NSW RCC Contribution		15,000.00		-	
Junior Development Grants					
Glebe District Hockey Club		1,000.00		-	
Ryde Hunters Hill District Hockey Club		<u>1,500.00</u>		-	
		<u>17,500.00</u>		-	


## **Sydney Hockey Association Inc. Statement by Directors**

The directors have determined that the association is not a reporting entity and that this special purpose financial report should be prepared in accordance with the accounting policies outlined in Note 1 to the financial statements.

In the opinion of the board of management the financial report:-

1. Presents a true and fair view of the financial position of Sydney Hockey Association Inc. as at 30 September 2015 and its performance for the year ended on that date.
2. At the date of this statement, there are reasonable grounds to believe that Sydney Hockey Association Inc. will be able to pay its debts as and when they fall due.

This statement is made in accordance with a resolution of the Directors and is signed for and on behalf of the Board of Management by,:



John Scott  
President



Rohan McCoy  
Director of Finance

Signed at Sydney this 26th Day of October 2015

## **INDEPENDENT AUDITOR'S REPORT**

### **To the members of Sydney Hockey Association Inc**

We have audited the accompanying financial report, being a special purpose financial report of Sydney Hockey Association Inc, which comprises the boards report, the assets and liabilities statement as at 30 September 2015, the income and expenditure statement for the year then ended, and cash flow statement for the year then ended, notes comprising a summary of significant accounting policies and other explanatory information and the certification by members of the board on the annual statements giving true and fair view of the financial position and performance of the association.

### **The Board Members responsibility for the financial report**

The Board Members of Sydney Hockey Association Inc are responsible for the preparation and fair presentation of the financial report and have determined that the basis of preparation described in Note 1 is appropriate to meet the requirements of the constitution and the *Associations Incorporation Act*, NSW 2009 and the needs of the members. The board members responsibility also includes such internal control as board members determine is necessary to enable the preparation and fair presentation of a financial report that is free from material misstatement, whether due to fraud or error.

### **Auditor's responsibility**

Our responsibility is to express an opinion on the financial report based on our audit. We have conducted our audit in accordance with Australian Auditing Standards. Those standards require that we comply with relevant ethical requirements relating to audit engagements and plan and perform the audit to obtain reasonable assurance whether the financial report is free from material misstatement.

An audit involves performing procedures to obtain audit evidence about the amounts and disclosures in the financial report. The procedures selected depend on the auditor's judgement, including the assessment of the risks of material misstatement of the financial report, whether due to fraud or error. In making those risk assessments, the auditor considers internal control relevant to the Association's preparation of the financial report in order to design audit procedures that are appropriate in the circumstances, but not for the purpose of expressing an opinion on the effectiveness of the entity's internal control. An audit also includes evaluating the appropriateness of accounting policies used and the reasonableness of accounting estimates made by board members, as well as evaluating the overall presentation of the financial report.

We believe that the audit evidence we have obtained is sufficient and appropriate to provide a basis for our audit opinion.

### **Independence**

In conducting our audit, we have complied with the independence requirements of the Australian professional accounting bodies.

### **Electronic publication of the audited financial report**

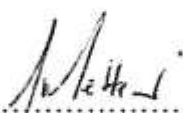
It is our understanding that the Sydney Hockey Association Inc intends to electrically present the audited financial report and auditor's report on its internet website. Responsibility for the electronic presentation of the financial report on the Sydney Hockey Association Inc website is that of those charged with governance of the Sydney Hockey Association Inc. The security and controls over information on the website should be addressed by the Sydney Hockey Association Inc to maintain the integrity of the data presented. The examination of the controls over the electronic presentation of audited financial report on the Sydney Hockey Association Inc website is beyond the scope of the audit of the financial report.

### **Opinion**

In our opinion, the financial report presents fairly, in all material respects, the financial position of Sydney Hockey Association Inc as at 30<sup>th</sup> September 2015 and of its financial performance and its cash flows for the year then ended on that date and complies with Australian Accounting Standards to the extent described in Note 1.

### **Basis of accounting**

Without modifying our opinion, we draw attention to Note 1 to the financial report, which describes the basis of accounting. The financial report has been prepared for the purpose of fulfilling the board members reporting responsibilities under the constitution and the *Associations Incorporation Act*, NSW 2009. As a result, the financial report may not be suitable for another purpose.

  
.....  
Gary Metten (Holder of Public Practice Certificate)  
Certified Practising Accountant  
CPA Australia

FBA Partners Pty Limited  
84A, Waldron Road  
Chester Hill, NSW 2162

Dated this 3<sup>rd</sup> November 2015.

**Sydney Hockey Association Inc.**

**Certificate by the Board of Management**

I, John Scott of 12 Cooper Avenue, Moorebank NSW 2170 , and I, Rohan McCoy of 42 Bonds Rd, Peakhurst NSW 2210, certify that:

- a. We are members of the board of management of Sydney Hockey Association Inc.
- b. We attended the annual general meeting of the association held on 9 November 2015.
- c. We are authorised by the attached resolution of the board of management to sign this certificate.
- d. This annual statement was submitted to the members of the association at its annual general



John Scott  
President



Rohan McCoy  
Director of Finance

Signed at Sydney this 26th Day of October 2015



# 2015 SHA Awards

Brian Booth Medal - Sydney Premier League

Best & Fairest

Dane Mcilveen

Briars

Kevin Flack Medal – Sydney Cup

Best & Fairest

Billy Graf

St George Randwick

Ron Riley Trophy – Sydney Premier League

Troy Sutherland

Norwest Strikers

Darren Bannerman Trophy – Sydney Cup

Lee Brady

Briars

SHA Sportsmanship Award

Sutherland District Hockey Club

Pat Nilan Rising Star (Under 21)

Nathaniel Stewart

Norwest Strikers

# **2015 SHA Awards**

**Gladys Yates Coach of the Year**

**Scott Barker**

**Sydney University**

**Keith Paterson Trophy**

**Best & Fairest**

**Sydney Premier League 1st Grade Grand Final**

**Sam Liles**

**Ryde Hunters Hill**

**Alan Yates Memorial Shield**

**Sydney Premier League**

**Ryde Hunters Hill**

**Alan Yates Memorial Cup**

**Sydney Cup**

**Sydney University**

## 2015 Minor Premier and Premiership Winners

Division	Minor Premiers	Premiership Winners
Sydney Premier League	Norwest Strikers	Ryde Hunters Hill
Sydney Cup	Briars	Sydney University
Sydney League 1	UNSW	Macquarie University
Sydney League 2	St George Randwick	St George Randwick
Sydney League 3	Sutherland	Macquarie University
Sydney League 4	St George Randwick	St George Randwick
Sydney League 5	Eastern Suburbs	Bentstix
Sydney League 6	Ryde Hunters Hill	Ryde Hunters Hill
Sydney League 7	St George Randwick	Macquarie University




## 2015 SHA Awards

### SHAO UMPIRE OF THE YEAR












2001	John Scott
2002	Pat McCann
2003	Adam Hepper
2004	Brett Blackler
2005	David Gilbert
2006	Craig Kennedy
2007	Scott New
2008	Dane McIlveen
2009	Craig Kennedy
2010	Scott O'Brien
2011	Nick Marshall
2012	David Gentles
2013	Steven Versteegh
2014	Zek Newman
2015	Scott Evans

## 2015 SHA POINTS TABLES










### Sydney Premier League

RANK		TEAM	P	BYE	W	D	L	F	A	GD	POINTS
1		Norwest Strikers	18	4	15	1	2	96	27	69	46
2		Moorebank-Liverpool	18	4	13	3	2	80	33	47	42
3		Sutherland	18	4	11	3	4	72	47	25	36
4		Gordon North Sydney	18	4	9	6	3	60	44	16	33
5		Ryde	18	4	9	2	7	72	49	23	29
6		Sydney Uni	18	4	7	2	9	59	53	6	23
7		Glebe	18	4	6	3	9	51	58	-7	21
8		Briars	18	4	4	3	11	44	71	-27	15
9		UNSW	18	4	4	1	13	38	67	-29	13
10		UTS	18	4	0	0	18	14	137	-123	0










### Sydney Cup

RANK		TEAM	P	W	D	L	F	A	GD	POINTS
1		Briars	22	16	1	5	89	36	53	49
2		Moorebank-Liverpool	22	15	2	5	79	52	27	47
3		Sutherland	22	13	4	5	63	34	29	43
4		Sydney Uni	22	13	3	6	64	43	21	42
5		Manly	22	13	2	7	67	46	21	41
6		Glebe	22	9	6	7	61	55	6	33
7		Norwest Strikers	22	10	3	9	64	62	2	33
8		Ryde	22	8	5	9	64	59	5	29
9		Gordon North Sydney	22	7	6	9	42	46	-4	27
10		Bankstown	22	7	3	12	45	71	-26	24
11		St George Randwick	22	3	1	18	37	88	-51	10
12		UTS	22	0	0	22	30	113	-83	0

## Sydney League 1

RANK	TEAM	P	BYE	W	D	L	F	A	GD	POINTS
1	 UNSW	16	2	12	2	2	66	19	47	38
2	 Macquarie University	16	2	12	1	3	56	29	27	37
3	 Ryde	16	2	10	1	5	45	31	14	31
4	 Easts	16	2	10	1	5	47	34	13	31
5	 Sydney Uni	16	2	6	2	8	44	48	-4	20
6	 Moorebank	16	2	5	1	10	37	56	-19	16
7	 Glebe	16	2	5	1	10	23	42	-19	16
8	 Briars	16	2	4	2	10	23	44	-21	14
9	 Gordon North Sydney	16	2	2	1	13	17	55	-38	7



## Sydney League 2

RANK	TEAM	P	BYE	W	D	L	F	A	GD	POINTS
1	 St George Randwick	16	2	15	1	0	60	22	38	46
2	 Manly	16	2	12	1	3	53	31	22	37
3	 Ryde	16	2	11	0	5	66	30	36	33
4	 Sydney Uni	16	2	9	1	6	45	32	13	28
5	 Easts	16	2	8	1	7	39	34	5	25
6	 UNSW	16	2	5	2	9	30	44	-14	17
7	 UTS	16	2	3	3	10	29	56	-27	12
8	 Glebe	16	2	3	1	12	30	56	-26	10
9	 Gordon North Sydney	16	2	1	0	15	21	68	-47	3

## Sydney League 3

RANK	TEAM	P	W	D	L	F	A	GD	POINTS
1	 Sutherland	18	15	3	0	68	15	53	48
2	 Macquarie University	18	11	6	1	34	12	22	39
3	 Ryde	18	9	3	6	41	23	18	30
4	 Easts	18	8	2	8	49	45	4	26
5	 Briars	18	7	4	7	33	31	2	25
6	 Norwest Strikers	18	6	3	9	29	36	-7	21
7	 Sydney Uni	18	5	5	8	31	37	-6	20
8	 UNSW	18	4	4	10	24	46	-22	16
9	 Bankstown	18	4	2	12	34	54	-20	14
10	 Manly	18	3	4	11	20	64	-44	13

## Sydney League 4

RANK		TEAM	P	BYE	W	D	L	F	A	GD	POINTS
1		St George Randwick	17	1	13	1	3	65	26	39	39
2		Ryde	16	2	12	1	3	58	19	39	37
3		Monterey	17	1	12	2	3	48	20	28	37
4		Sutherland	17	1	9	1	7	36	32	4	27
5		Sydney Uni	17	1	6	1	10	30	42	-12	18
6		Briars	17	1	5	2	10	29	35	-6	16
7		Norwest Strikers	17	1	4	2	11	15	45	-30	13
8		Moorebank-Liverpool	17	1	1	1	15	17	79	-62	3
9		UTS	7	10	0	7	0	0	0	0	0











## Sydney League 5

RANK		TEAM	P	W	D	L	F	A	GD	POINTS
1		Easts	18	11	5	2	58	27	31	38
2		Bentstix	18	11	5	2	42	18	24	38
3		Briars	18	11	2	5	57	26	31	35
4		St George Randwick	18	10	3	5	45	23	22	33
5		Ryde 7	18	9	4	5	48	35	13	31
6		Gordon North Sydney	18	7	3	8	34	46	-12	24
7		Macquarie University Hockey Club	18	7	2	9	26	31	-5	23
8		Glebe Hockey Club	18	6	0	12	26	38	-12	18
9		Moorebank-Liverpool	18	4	2	12	15	50	-35	14
10		UNSW	18	1	0	17	8	65	-57	3

## Sydney League 6

RANK		TEAM	P	W	D	L	F	A	GD	POINTS
1		Ryde 8	18	16	0	2	96	20	76	48
2		Sydney Uni	18	14	2	2	47	28	19	44
3		Sutherland	18	13	0	5	57	25	32	39
4		Bankstown	18	11	0	7	59	48	11	33
5		Bentstix	18	8	1	9	44	36	8	25
6		Ryde 9	18	7	1	10	50	51	-1	22
7		Monterey	18	6	3	9	26	43	-17	21
8		UTS	18	5	1	12	24	62	-38	16
9		UNSW	18	3	1	14	24	67	-43	10
10		Glebe Hockey Club	18	2	1	15	21	68	-47	7

## Sydney League 7

RANK		TEAM	P	W	D	L	F	A	GD	POINTS
1		St George Randwick	18	14	2	2	56	19	37	44
2		Ryde 10	18	13	2	3	48	16	32	41
3		Macquarie University Hockey Club	18	12	3	3	43	20	23	39
4		Easts	18	11	2	5	41	27	14	35
5		Briars	18	9	2	7	34	30	4	29
6		Norwest Strikers	18	7	3	8	45	33	12	24
7		Sydney Uni	17	5	5	7	22	32	-10	20
8		Sutherland	17	6	2	9	30	45	-15	20
9		Wests	17	5	3	9	27	33	-6	18
10		Ryde 11	17	4	4	9	17	32	-15	16
11		Manly Hockey Club	17	2	2	13	25	54	-29	8
12		Bentstix	17	1	2	14	12	59	-47	5

# PREMIERSHIP WINNERS

## Sydney Premier League

1928	Randwick	1958	Glebe	1988	St George
1929	Mosman	1959	St George	1989	Moorebank Liverpool
1930	Sydney University	1960	St George	1990	Moorebank Liverpool
1931	Sydney University	1961	Ryde Hunters Hill	1991	Sutherland
1932	Mosman	1962	Glebe	1992	Sutherland
1933	Western Suburbs	1963	Glebe	1993	Moorebank Liverpool
1934	Northern Districts	1964	Glebe	1994	Moorebank Liverpool
1935	Sydney University	1965	Glebe	1995	Glebe
1936	Eastern Suburbs	1966	St George	1996	Moorebank Liverpool
1937	Northern Districts	1967	University NSW	1997	Glebe
1938	Randwick	1968	Moorebank Liverpool	1998	Sutherland
1939	Randwick	1969	St George	1999	Moorebank Liverpool
1940	Glebe	1970	St George	2000	Moorebank Liverpool
1941	Glebe	1971	St George	2001	Moorebank Liverpool
1942	Glebe	1972	St George	2002	Moorebank Liverpool
1943	Glebe	1973	St George	2003	Moorebank Liverpool
1944	St George	1974	Glebe	2004	Sutherland
1945	Glebe	1975	St George	2005	Glebe
1946	Northern Districts	1976	Glebe	2006	Glebe
1947	Glebe	1977	Glebe	2007	Norwest Strikers
1948	Glebe	1978	University NSW	2008	Glebe
1949	Glebe	1979	North Sydney	2009	Norwest Strikers
1950	Glebe	1980	University NSW	2010	Moorebank Liverpool
1951	Glebe	1981	University NSW	2011	Sutherland
1952	Glebe	1982	Glebe	2012	Sutherland
1953	Glebe	1983	University NSW	2013	Moorebank Liverpool
1954	St George	1984	University NSW	2014	Moorebank Liverpool
1955	Glebe	1985	University NSW	2015	Ryde Hunters Hill
1956	Glebe	1986	Moorebank Liverpool		
1957	St George	1987	Moorebank Liverpool		



## Pilgrim Trophy Sydney Cup

1929	Mascot	1960	Glebe	1990	Moorebank Liverpool
1930	Randwick	1961	Ryde Hunters Hill	1991	Sutherland
1931	City	1962	Ryde Hunters Hill	1992	Sydney University
1932	St James	1963	Ryde Hunters Hill	1993	Moorebank Liverpool
1933	Cumberland	1964	Glebe	1994	Moorebank Liverpool
1934	Glebe	1965	Glebe	1995	Moorebank Liverpool
1935	Glebe	1966	Glebe	1996	Ryde Hunters Hill
1936	YMCA	1967	Glebe	1997	Ryde Hunters Hill
1937	YMCA	1968	Glebe	1998	Sutherland
1938	Mosman	1969	St George	1999	Sutherland
1939	Paddington	1970	St George	2000	Ryde Hunters Hill
1940	Glebe	1971	St George	2001	Sutherland
1941	Glebe	1972	Glebe	2002	Sutherland
1942	No Competition	1973	Glebe	2003	Glebe
1943	Ryde Hunters Hill	1974	Glebe	2004	Sutherland
1944	Granville	1975	North Sydney	2005	Moorebank
1945	Granville	1976	Glebe	2006	Sutherland
1946	Balmain PBC	1977	North Sydney	2007	Burwood Briars
1947	Glebe	1978	North Sydney	2008	Sutherland
1948	Glebe	1979	Moorebank Liverpool	2009	Sutherland
1949	Glebe	1980	North Sydney	2010	Sutherland
1950	Glebe	1981	Glebe	2011	Briars
1951	St George	1982	North Sydney	2012	Glebe
1952	Ryde Hunters Hill	1983	Gordon	2013	Moorebank Liverpool
1953	Glebe	1984	North Sydney	2014	UNSW
1954	St George	1985	Sutherland	2015	Sydney University
1955	Ryde Hunters Hill	1986	Randwick		
1956	Northern Districts	1987	Moorebank Liverpool		
1957	St George	1988	Sutherland		
1958	St George	1989	Randwick		
1959	St George				

## Sydney League 1 JW Taylor Trophy

1947	Moorebank Liverpool	1970	St George	1993	Sydney University
1948	Glebe	1971	University NSW	1994	Ryde Hunters Hill
1949	Glebe	1972	Glebe	1995	Glebe
1950	Eastern Suburbs	1973	Moorebank Liverpool	1996	Glebe
1951	Glebe Cremorne North	1974	Glebe	1997	Glebe
1952	Sydney	1975	Glebe	1998	Ryde Hunters Hill
1953	Glebe	1976	Glebe	1999	Moorebank Liverpool
1954	Ryde Hunters Hill	1977	North Sydney University NSW /	2000	Moorebank Liverpool
1955	Ryde Hunters Hill	1978	Glebe	2001	Moorebank Liverpool
1956	Randwick	1979	St George	2002	Moorebank Liverpool
1957	Glebe	1980	Moorebank Liverpool	2003	Moorebank Liverpool
1958	Glebe	1981	University NSW	2004	Glebe
1959	St George	1982	Glebe	2005	Glebe
1960	St George	1983	University NSW	2006	Sutherland
1961	St George	1984	North Sydney	2007	Manly
1962	Glebe	1985	Glebe	2008	Ryde Hunters Hill
1963	Ryde Hunters Hill	1986	Moorebank Liverpool	2009	Ryde Hunters Hill
1964	Ryde Hunters Hill	1987	Moorebank Liverpool	2010	Manly
1965	Ryde Hunters Hill	1988	Moorebank Liverpool	2011	Glebe
1966	Glebe	1989	Moorebank Liverpool	2012	University NSW
1967	Glebe	1990	Glebe	2013	UTS
1968	Glebe	1991	Moorebank Liverpool	2014	Eastern Suburbs
1969	St George	1992	Sutherland	2015	Macquarie University

## Sydney League 2 Ron Willington Trophy

1982	Sutherland	1993	Briars	2005	South West Strikers
1983	Sutherland	1994	Briars	2006	Ryde Hunters Hill
1984	Northern Districts	1995	Baulkham Hills	2007	Ryde Hunters Hill
1985	North Sydney	1996	Arncliffe/St George	2008	Ryde Hunters Hill
1986	Glebe	1997	University NSW	2009	Sydney University
1987	Sydney University	1998	Burwood Briars	2010	Briars
1988	Bankstown	1999	University Technology	2011	Briars
1989	Manly Warringah	2000	University NSW	2012	Sydney University
1990	Bankstown	2001	Arncliffe/St George	2013	Manly
1991	Parramatta	2002	Arncliffe/St George	2014	Macquarie Uni
1992	Parramatta	2003	University NSW	2015	St George Randwick
		2004	South West Strikers		

## Sydney League 3

1982	Bankstown/Canterbury	1996	Gordon	2010	UTS
1983	Ryde Hunters Hill	1997	University NSW	2011	Gordon North Sydney
1984	North Sydney	1998	Randwick	2012	UTS
1985	Ryde Hunters Hill	1999	Randwick	2013	Macquarie Uni
1986	North Sydney	2000	University NSW	2014	Glebe
1987	Northern Districts	2001	Arncliffe/St George	2015	Macquarie Uni
1988	Bankstown	2002	Randwick		
1989	Manly Warringah	2003	South West Strikers		
1990	Bankstown	2004	Ryde HH		
1991	Parramatta	2005	UNSW		
1992	Parramatta	2006	Norwest Strikers		
1993	Northern Districts	2007	Moorebank Liverpool		
1994	Macquarie University	2008	UTS		
1995	Gordon	2009	UTS		

## Sydney League 4

1982	Ryde Hunters Hill	1993	Parramatta	2004	ASSG
1983	Sutherland	1994	Baulkham Hills	2005	South West Strikers
1984	Northern Districts	1995	Gordon	2006	Glebe
1985	Glebe	1996	Ryde Hunters Hill	2007	Ryde Hunters Hill
1986	St George	1997	University NSW	2008	St George Randwick
1987	Sydney University	1998	University Technology	2009	Macquarie University
1988	Sydney University	1999	Randwick	2010	Manly
1989	Parramatta	2000	Arncliffe/St George	2011	Ryde Hunters Hill
1990	Bankstown	2001	Gordon North Sydney	2012	Gordon / North Sydney
1991	Parramatta	2002	Bankstown	2013	Glebe
1992	Parramatta	2003	University NSW	2014	Ryde Hunters Hill
				2015	St George Randwick

## Sydney League 5 JA Pearce Cup

1987	Glebe	1996	Moorebank Liverpool	2005	Glebe
1988	Glebe	1997	Glebe	2006	Gordon North Sydney
1989	Glebe	1998	Moorebank Liverpool	2007	Gordon North Sydney
1990	Moorebank Liverpool	1999	Moorebank Liverpool	2008	Sydney Uni
1991	Monterey	2000	Moorebank Liverpool	2009	Ryde Hunters Hill
1992	Sutherland	2001	Ryde Hunters Hill	2010	Monterey
1993	Moorebank Liverpool	2002	Sutherland	2011	Moorebank Liverpool
1994	Glebe	2003	Manly	2012	Moorebank Liverpool
1995	Glebe	2004	Sutherland	2013	Moorebank Liverpool
				2014	Briars
				2015	Bentstix

## Sydney League 6 PR Thompson Trophy

1987	University NSW	1996	Ryde Hunters Hill	2005	UTS
1988	Parramatta/Rydalmere	1997	Glebe	2006	UNSW
1989	Glebe	1998	Moorebank Liverpool	2007	Norwest Strikers
1990	Glebe	1999	Moorebank Liverpool	2008	Ryde Hunters Hill
1991	Ryde Hunters Hill	2000	Ryde Hunters Hill	2009	University of NSW
1992	Ryde Hunters Hill	2001	Moorebank Liverpool	2010	Glebe
1993	Bankstown	2002	Moorebank Liverpool	2011	Glebe
1994	Ryde Hunters Hill	2003	University Technology	2012	Ryde
1995	Moorebank Liverpool	2004	Manly	2013	Briars
				2014	Briars
				2015	Ryde Hunters Hill

## Sydney League 7 R Skone Trophy

1987	North Sydney	1997	Glebe	2007	Monterey
1988	North Sydney	1998	Ryde Hunters Hill	2008	Macquarie Uni
1989	Glebe	1999	Ryde Hunters Hill	2009	Easts
1990	Sydney University	2000	Ryde Hunters Hill	2010	Gordon North Sydney
1991	University NSW	2001	University NSW	2011	Gordon North Sydney
1992	University NSW	2002	University NSW	2012	Easts
1993	St George	2003	University Technology	2013	Bentstix
1994	Ryde Hunters Hill	2004	University NSW	2014	Macquarie Uni
1995	Ryde Hunters Hill	2005	Glebe	2015	Macquarie Uni
1996	Ryde Hunters Hill	2006	Monterey		

## Sydney League 8

1987	AMP	1995	Bankstown	2006	Sutherland
1988	Monterey	1996	Western Suburbs	2007	Monterey
1989	Monterey	1997	Lavender Hill	2008	Sutherland
1990	Monterey	1998	Monterey	2009	Sydney University
1991	North: Glenorie	1999	Monterey	2010	Macquarie University
South: Canterbury		2000	Monterey	2011	Sydney University
1992	North: Rooty Hill	2001	Manly Warringah	2012	Western Suburbs
South: Easts		2002	Ryde Panthers	2013	Macquarie University
1993	North: Glenorie	2003	Glenorie	2014	Ryde Hunters Hill
South: Ryde		2004	Monterey		
1994	North: Glenorie	2005	Glenorie		
South: Sydney Uni					

# CLUB CHAMPIONSHIPS

## Premier League Brian Halse Trophy

1948	Glebe	1970	St George	1992	Sutherland
1949	Glebe	1971	St George	1993	Moorebank Liverpool
1950	Glebe	1972	Glebe	1994	Moorebank Liverpool
1951	Glebe	1973	Glebe	1995	Glebe
1952	Glebe	1974	Glebe	1996	Glebe
1953	Glebe	1975	Glebe	1997	Glebe
1954	Ryde Hunters Hill	1976	Glebe	1998	Sutherland
1955	Ryde Hunters Hill	1977	Glebe	1999	Ryde Hunters Hill
1956	Glebe/Ryde Hunters .....	1978	Glebe	2000	Moorebank Liverpool
1957	St George	1979	North Sydney	2001	Moorebank Liverpool
1958	Glebe	1980	Glebe	2002	Moorebank Liverpool
1959	St George	1981	University NSW	2003	Moorebank Liverpool
1960	St George	1982	Glebe	2004	Sutherland
1961	Glebe	1983	St George	2005	Sutherland
1962	Glebe	1984	North Sydney	2006	Glebe
1963	Ryde Hunters Hill	1985	North Sydney	2007	Moorebank Liverpool
1964	Glebe	1986	Moorebank Liverpool	2008	Norwest Strikers
1965	Glebe	1987	Moorebank Liverpool	2009	Norwest Strikers
1966	Glebe	1988	Moorebank Liverpool	2010	Sutherland
1967	Glebe	1989	Glebe	2011	Moorebank/Norwest
1968	Glebe	1990	Moorebank Liverpool	2012	Moorebank Liverpool
1969	St George	1991	Moorebank Liverpool	2013	Moorebank Liverpool
				2014	Moorebank Liverpool
				2015	Moorebank Liverpool

## Sydney League 1 & 2 Joe Krepp Shield

1982	Manly Warringah	1993	Northern Districts	2004	ASSG
1983	Sutherland	1994	Briars	2005	South West Strikers
1984	Northern Districts	1995	Baulkham Hills	2006	Glebe
1985	Forest	1996	Arncliffe Scots St George	2007	Sutherland
1986	A M P	1997	University NSW	2008	Ryde Hunters Hill
1987	Sydney University	1998	Burwood Briars	2009	Manly / Sydney Uni
1988	Sydney University	1999	UTS	2010	Manly
1989	Manly Warringah	2000	University NSW	2011	Briars
1990	Bankstown	2001	Gordon North Sydney	2012	University NSW

1991	Manly Warringah	2002	Bankstown	2013	Ryde Hunters Hill
1992	Parramatta	2003	University NSW	2014	UTS
				2015	Ryde Hunters Hill

### **Sydney League 3 & 4 Bruce Trevenar Trophy**

1964	University NSW	1982	Sutherland	2000	Moorebank Liverpool
1965	Canterbury Bankstown	1983	Northern Districts	2001	Moorebank Liverpool
1966	North Sydney	1984	Randwick	2002	Sutherland
1967	Gordon Wahroonga	1985	No Competition	2003	Burwood Briars
1968	Randwick	1986	No Competition	2004	Sutherland
1969	Randwick	1987	North Sydney	2005	Glebe
1970	Randwick	1988	North Sydney	2006	Norwest Strikers
1971	No Competition	1989	Glebe	2007	UTS
1972	No Competition	1990	Glebe	2008	Macquarie Uni
1973	No Competition	1991	No Competition	2009	UTS
1974	Briars	1992	Ryde Hunters Hill	2010	UTS
1975	Briars	1993	Glebe	2011	UTS
1976	University NSW/Glebe	1994	Glebe	2012	Gordon / North Sydney
1977	Glebe	1995	Ryde Hunters Hill	2013	Glebe
1978	University NSW	1996	Glebe	2014	Ryde Hunters Hill
1979	Briars	1997	Glebe	2015	Sutherland
1980	Western Sydney	1998	Ryde Hunters Hill		
1981	Glebe	1999	Ryde Hunters Hill		

### **Sydney League 5 & 6 Lester Mears Trophy**

1979	Ryde Hunters Hill	1993	Manly/Ryde Hunters Hill	2007	Manly
1980	Gordon Wahroonga	1994	Glenorie / Uni NSW	2008	Sydney Uni
1981	Gordon	1995	Forest Lavender Hill	2009	Bankstown
1982	University NSW	1996	Ryde Hunters Hill	2010	Monterey / St George Randwick
1983	St George	1997	Ryde Hunters Hill	2011	Ryde Hunters Hill
1984	Glenorie	1998	Monterey	2012	Briars
1985	No Competition	1999	Monterey	2013	Briars
1986	No Competition	2000	Monterey	2014	Briars
1987	Canterbury	2001	Manly Warringah	2015	Ryde Hunters Hill
1988	Glenorie	2002	Ryde Hunters Hill		
1989	AMP	2003	Sydney University		
1990	Monterey	2004	Macquarie University		
1991	Glenorie / Canterbury	2005	Glenorie		
1992	Rooty Hill / Easts	2006	Ryde Hunters Hill		

## Sydney League 7 & 8

2006	Monterey	2009	Glebe	2012	Easts
2007	Monterey	2010	Sydney University	2013	Macquarie Uni
2008	Glebe	2011	Sydney University	2014	Macquarie Uni
				2015	St George Randwick

## HISTORY OF TROPHIES AND MEDALS

### Yates Memorial Shield (Minor Premiers)

#### Sydney Premier League

1984	St George	1995	Glebe	2006	Glebe
1985	North Sydney	1996	Ryde Hunters Hill	2007	Glebe
1986	Glebe	1997	Glebe	2008	Glebe
1987	Sutherland	1998	Sutherland	2009	Norwest Strikers
1988	Moorebank Liverpool	1999	Moorebank Liverpool	2010	Norwest Strikers
1989	St George	2000	Moorebank Liverpool	2011	Moorebank Liverpool
1990	Moorebank Liverpool	2001	Moorebank Liverpool	2012	Moorebank Liverpool
1991	Moorebank Liverpool	2002	Moorebank Liverpool	2013	Moorebank Liverpool
1992	Ryde Hunters Hill	2003	UTS	2014	Moorebank Liverpool
1993	Moorebank Liverpool	2004	Sutherland	2015	Norwest Strikers
1994	Sutherland	2005	Glebe		

### Alan Yates Memorial Cup (Minor Premiers)

#### Sydney Cup

1984	Moorebank Liverpool	1996	Arncliffe Scots St George	2008	Sutherland
1985	Moorebank Liverpool	1997	Gordon	2009	Norwest Strikers
1986	North Sydney	1998	Burwood Briars	2010	Sutherland
1987	Sydney University	1999	Gordon North Sydney	2011	Ryde Hunters Hill
1988	Manly Warringah	2000	University of NSW	2012	Glebe
1989	Manly Warringah	2001	Gordon North Sydney	2013	Glebe
1990	Bankstown	2002	Bankstown	2014	UNSW
1991	Manly Warringah	2003	University of NSW	2015	Briars
1992	Parramatta	2004	Ryde Hunters Hill		
1993	Briars	2005	Sutherland		
1994	Gordon	2006	Sutherland		
1995	Briars	2007	Sutherland		

# Brian Booth Medal

## Best & Fairest

### Sydney Premier League

1967	K Rix (Moorebank Liverpool)	1991	T Persson (Moorebank Liverpool)
1968	R Hazelton (Cumberland)	1992	C Stubbs (Glebe)
1969	G Hingee (University NSW)	1993	A Cabral (St George)
1970	P Nilan (Glebe)	1994	D Burke (Bankstown)
1971	G Phillips (Moorebank Liverpool)	1995	G Dodd (Randwick)
1972	C Rix (Moorebank Liverpool)	1996	D Bannerman (Moorebank Liverpool)
1973	G Phillips (Moorebank Liverpool)	1997	J Davy (Ryde Hunters Hill)
1974	J Cowan (University NSW)	1998	S Cohen (Sutherland)
1975	J Mutton (Glebe)	1999	P Taylor (Sutherland)
1976	D Gorman (Cumberland)	2000	B Gerrard (University Tech Sydney)
1977	D Gorman (Cumberland)	2001	S Barker (Bankstown)
1978	G Paterson (Glebe)	2002	M Harris (Moorebank Liverpool)
1979	R Riley (St George)	2003	Peter Mulcair (Sutherland)
1980	K Pritchard (Cumberland)	2004	Robert Green (Moorebank Liverpool)
1981	R Dick (University NSW)	2005	Robert Green (Moorebank)
1982	R Bartlett (St George)	2006	Ron Charlton (Norwest Strikers)
1983	R Dick (University NSW)	2007	Robbie Campbell (Gordon N.Sydney)
1984	P Huk (St George)	2008	Mark Paterson (Glebe)
1985	P Barker (University NSW) P Barker (UNSW), B Moran (Glebe)	2009	Robbie Campbell (Gordon N.Sydney)
1986		2010	Robbie Campbell (Gordon N.Sydney)
1987	C Manning (RydeHunters Hill)	2011	Troy Sutherland (Norwest Strikers)
1988	S Tanwell (North Sydney)	2012	Matt Dawson (Briars)
	D Willott (Moorebank Liverpool)		Tristan White (Moorebank Liverpool)
	D Bannerman (Moorebank Liverpool)	2013	Ben Craig (Ryde Hunters Hill)
1989		2014	Flynn Ogilvie (Moorebank Liverpool)
1990	P Shea (Moorebank Liverpool)	2015	Dane Mcilveen (Briars)



## Kevin Flack Medal

### Best & Fairest

### Sydney Cup

2001	R Singh (Monterey)	2009	Philip Dunshea (Moorebank )
2002	Calum Giles (Bankstown)	2010	Gavin Bobyk (Sutherland)
2003	Kieran Knowles (ASSG)	2011	Darren Pike (Briars)
	Ivano Viola (ASSG)	2012	Ryan Nicol (Gordon North Sydney)
2004	Hohammed Elsayed (ASSG)	2013	Matt Flemming ( St George Randwick)
2005	Andrew Hammond (Bankstown)		Aaron Nilan (Glebe)
2006	Job Blacker (South West Strikers)	2014	Alex Mackay (Moorebank Liverpool)
		2015	Billy Graf (St George Randwick)
2007	Sacha Overhoff (UTS)		
2008	Steve Tuddenham (Moorebank)		
	Zac Brazel (Norwest Strikers)		

## Ron Riley Trophy Leading Goal Scorer

### Sydney Premier League

1965	R Riley (St George) 32	1990	D Bannerman (Moorebank Liverpool) 28
1966	R Riley (St George) 34	1991	D Bannerman (Moorebank Liverpool) 40
1967	R Riley (St George) 36	1992	D Bannerman (Moorebank Liverpool) 31
1968	K Rix (Moorebank Liverpool) 32	1993	Colin Manning (Ryde Hunters Hill) 16
1969	R Riley (St George) 22	1994	Darren Bannerman (Mbank L'pool) 24
1970	R Riley (St George) 22		Colin Manning (Ryde Hunters Hill) 24
	K Rix (Moorebank Liverpool) 22	1995	Darren Bannerman (Mbank L'pool) 32
1971	R Riley (St George) 53	1996	Darren Bannerman (Mbank L'pool) 33
1972	D Sundin (North Sydney) 37	1997	Colin Manning (Ryde Hunters Hill) 31
1973	R Riley (St George) 35	1998	Darren Bannerman (Mbank L'pool) 35
1974	P Nilan (Glebe) 29	1999	Michael McCann (Bankstown) 20
1975	I Cooke (Glebe) 29	2000	James Mulcair (Sutherland) 24
1976	I Thompson (North Sydney) 37	2001	Michael McCann (Burwood Briars) 29
1977	G Corben (Glebe) 30	2002	Troy Sutherland (Moorebank L'pool) 31
1978	I Cooke (Randwick) 20	2003	Michael Hogan (Ryde Hunters Hill) 23
1979	G Corben (Glebe) 30	2004	James Mulcair (Sutherland) 21
1980	L Bewes ( Uni NSW) 24	2005	James Mulcair (Sutherland) 26
	R Dick (Uni NSW) 24	2006	Michael Wark (Glebe) 33
1981	R Dick (Uni NSW) 24	2007	Michael Hogan (Bankstown) 53
1982	R Dick (Uni NSW) 19	2008	Michael Wark (Glebe) 36
1983	R Dick (Uni NSW) 38	2009	Jason Lee (St George Randwick) 37

1984	R Dick (Uni NSW) 22	2010	Brendan Booth (Bankstown) 28
1985	K Carter (North Sydney) 21	2011	Troy Sutherland (Norwest Strikers) 35
1986	I Thompson (Gordon) 18	2012	Jack Elliott (Moorebank) 29
1987	D Bannerman (Moorebank Liverpool) 27	2013	Michael Hogan (Moorebank) 28
1988	K Carter (North Sydney) 19	2014	Blake Govers (St George Rankwick) 42
1989	D Bannerman (Moorebank Liverpool) 27	2015	Troy Sutherland (Norwest Strikers) 20

## Darren Bannerman Trophy Leading Goal Scorer Sydney Cup

2001	D McIntosh (South West Strikers)
2002	Calum Giles (Bankstown)
2003	A Fenton (UNSW)
2004	Mohammed Elsayed (ASSG) 16 goals
2005	Andrew Hammond (B'stown) 31 goals
2006	Andrew Borg (Briars) 16 goals
	Matthew Johnson (Sutherland) 16 goals
2007	Nathan Baker (Moorebank) 32 goals
2008	Daniel Caffrey (Moorebank) 21 goals
2009	Matthew Bennett (Sutherland) 38 goals
2010	Gavin Bobyk (Sutherland) 22 goals
2011	Darren Pike (Briars) 22 goals
2012	Gavin Bobyk (Sutherland) 21 goals
2013	Derryn Allsop (Briars) 25 goals
2014	Chris Beck (UNSW) 14 goals
2015	Lee Brady (Briars) 29 goals

### Sportsmanship Award (Club Award for Fair Play from 2012)

2001	P Lennon (Ryde Hunters Hill)
2002	M Miller (Sutherland)
2003	Kent Haigh (Sydney University)
2004	Mathew Wark (Glebe)
2005	Mathew Wark (Glebe)

### Pat Nilan Award Rising Star (Under 21)

2001	Lee Cormack (Ryde Hunters Hill)
2002	Josh Millar (Burwood Briars)
2003	Mark Paterson (Glebe)
2004	Eli Matheson (Norwest Strikers)
2005	Adam Howard (Glebe)

2006 Darren Booth (Glebe)  
 2007 Ron Charlton (Norwest Strikers)  
 2008 Nathan Gilbert (Moorebank)  
 2009 Robbie Campbell (Gordon NS)  
 2010 Robbie Campbell (Gordon NS)  
 2011 Peter Kelly (Sydney Uni)  
 2012 University NSW  
 2013 Sutherland  
 2014 Macquarie Uni  
 2015 Sutherland

2006 Josh White (Burwood Briars)  
 2007 Ian Paterson (Glebe)  
 2008 Tristan White (Moorebank )  
 2009 David Collins (Sutherland)  
 2010 Luke Noblett (Sutherland)  
 2011 Flynn Ogilvie (Norwest Strikers)  
 2012 Tom Craig (Ryde Hunters Hill)  
 2013 Matt Dawson (Briars)  
 2014 Luke Noblett (Briars)  
 2015 Nathaniel Stewart (Norwest Strikers)

### **Keith Paterson Trophy Player of the Grand Final Premier League 1st Grade**

1991 S Jenison (Sutherland)  
 1992 D Burke (Sutherland)  
 1993 A Willot (Moorebank Liverpool)  
 1994 D Willott (Moorebank Liverpool)  
 1995 A Nilan (Glebe)  
 1996 C Boon (Moorebank Liverpool)  
 1997 K Wark (Glebe)  
 1998 D McPherson (Moorebank Lpool)  
 1999 Daniel Caffrey (M'bank Lpool)  
 2000 Ron Charlton (Moorebank Lpool)  
 2001 Brent Livermore (M'bank Lpool)  
 2002 Troy Sutherland (M'bank Lpool)  
 2003 Stuart Fletcher (Norwest Strikers)  
 2004 Michael Lees (Sutherland)  
 2005 Mathew Wark (Glebe)  
 2006 David Fibbins (M'bank Lpool)  
 2007 James Piper (Norwest Strikers)  
 2008 Mark Paterson (Glebe)  
 2009 Stuart Fletcher (Norwest Strikers)  
 2010 Robert Green (M'bank Lpool)  
  
 2011 David Collins (Sutherland)  
 2012 Blake Sandford (Sutherland)  
 2013 Kurt Ogilvie (Moorebank Liverpool)  
 2014 Flynn Ogilvie (Moorebank Liverpool)  
 2015 Sam Liles (Ryde Hunters Hill)

### **Gladys Yates Trophy Coach of the Year**

1994 M Flack (Moorebank Liverpool)  
 1995 P Gallagher (Baulkham Hills)  
 1996 J Davy (Ryde Hunters Hill)  
 1997 D Burke (Bankstown)  
 1998 D Varga (Sutherland)  
 1999 B Proctor (Moorebank Liverpool)  
 2000 C McPhee (Glebe)  
 2001 G Bradfield (Gordon North Sydney)  
 2002 S Nilan (Glebe)  
 2003 Stuart Carruthers (UTS)  
 2004 Andrew Jones (Randwick)  
 2005 Geoff Paterson (Glebe)  
 2006 Matthew Caffrey (Moorebank)  
 2007 Barry Reid (Norwest Strikers)  
 2008 Barry Reid (Norwest Strikers)  
 2009 Barry Reid (Norwest Strikers)  
 2010 Nathan Gilbert (Moorebank)  
 2011 Peter Tait (Sutherland)  
 2012 Darren Bannerman (Ryde)  
 2013 Aaron Oman (Glebe)  
 2014 Liam Cole ( UNSW)  
 2015 Scott Barker (Sydney University)

## Past Principal Officer Bearers

Year	President	Secretary	Treasurer
1951	R O Banks	T Hughes	P W Rodgers
1952	R O Banks	T Hughes / F Williamson	P W Rodgers P W Rodgers/R C DeMars
1953	R O Banks	L S Purnell	N F Walker
1954	R O Banks	L S Purnell	H A Temple
1955	R O Banks	L S Purnell	T Hughes
1956	J W Bee	L S Purnell	T Hughes/R Barratt
1957	R K Willington	L S Purnell	L LeMothe/D Seaton
1958	R K Willington	L S Purnell	A F Mason
1959	R K Willington	L S Purnell	A F Mason
1960	R R Skone	J W Taylor	A F Mason
1961	R R Skone	J W Taylor	A F Mason
1962	R R Skone	J W Taylor	A F Mason
1963	R R Skone	J Innes	A V Nielson
1964	R R Skone	J Innes	A V Nielson
1965	K C Butcher	J Innes / C R Nicholls	A V Nielson
1966	K C Butcher	C R Nicholls	A V Nielson
1967	K C Butcher/C C Leddy	C R Nicholls	A V Nielson
1968	C C Leddy	C R Nicholls	M M Goodridge
1969	P G Thompson	D I Eddy	M M Goodridge
1970	P G Thompson	D I Eddy	M M Goodridge
1971	P G Thompson	D I Eddy	M M Goodridge
1972	M A Lloyd	M M Goodridge	W J Shields
1973	M A Lloyd	M M Goodridge	R J Phelps
1974	M A Lloyd	M M Goodridge	R J Phelps
1975	M A Lloyd	M M Goodridge	R J Phelps
1976	M A Lloyd	M M Goodridge	R J Phelps
1977	R K Willington	M M Goodridge	R J Phelps
1978	R K Willington	M M Goodridge	R J Phelps
1979	R K Willington	M M Goodridge	K D Brodie
1980	R K Willington	A S Yates	K D Brodie
1981	R K Willington	A S Yates	K D Brodie
1982	A Dickinson	A S Yates	G Tattam
1983	A Dickinson	A S Yates	G Tattam
1984	A Dickinson	G Yates	G Tattam
1985	D Sundin	G Yates	G Tattam
1986	D Sundin	G Yates	K Flack
1987	K Flack	G Yates	J Scott
1988	K Flack	G Yates	J Scott
1989	K Flack	G Yates	J Scott
1990	K Flack	G Yates	P McCabe

1991	K Flack	G Yates	P McCabe
1992	K Flack	G Yates	P McCabe
1993	K Flack	G Yates	P McCabe
1994	K Flack	G Yates	P McCabe
1995	K Flack	G Yates	P McCabe
1996	K Flack	G Yates	P McCabe
1997	K Flack	G Yates	P McCabe
1998/99	K Flack	G Yates	P McCabe
2000	K Flack	G Yates / M Dawson	P McCabe
2001/02	K Flack	C Harrison	P McCabe
2003	K Flack	C Harrison / P Saville	P McCabe
2004	K Flack	P Saville	P McCabe
2005	K Flack	R Sutton	P McCabe
2006/07	P McCabe	P Kelly	P McCabe
2008	D Gilbert	P Kelly	P McCabe
2009	D Gilbert	D Pecar	P McCabe
2010	D Gilbert	D Pecar	J Walzak
2011	D Gilbert	D Pecar	J Walzak
2012	G Kay	C Skyba - Executive Officer	P Price
2013	G Kay	C Skyba - Executive Officer	M Matheson
2014	G Kay	A Noblett - Executive Officer	M Matheson
2015	J Scott	A Noblett – Executive Officer	P Economides

**Sixty Fifth  
Annual Report of  
Sydney Hockey Association Incorporated  
Incorporation Number (Y) 1625135**

**Presented to Members as the 65th Annual Report of the Sydney Hockey Association at the  
Annual General Meeting held on Monday, November 9th, 2015**